

MPK 系列  
SERIES

UPGRADE

◆ 特 长 / FEATURES

- 超小型PFC用电容器。
- 控制了安装高度的薄型品。
- 减少了电容器产生的蜂鸣音。
- 关于对应IEC60384-1耐焰性目录B, 请咨询我们。
- Ultra small and light. For PFC use
- Low height.
- Low buzz.
- Please inquire for flammability category B of IEC60384-1.

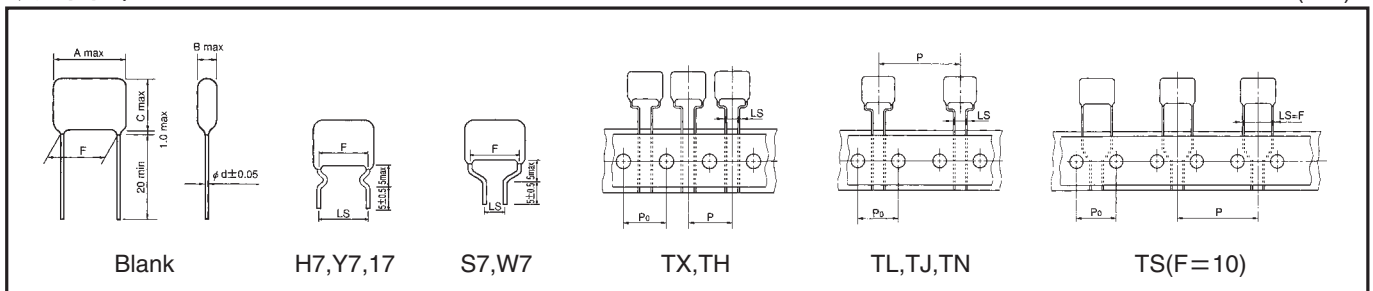


◆ 规 格 / SPECIFICATIONS

工作温度 / Category Temperature	-40°C ~ +105°C (在超过85°C时, 请进行使用注意事项所记载的电压降低内容。) (Derate the voltage as shown CAUTION FOR PROPER USE OF FILM CAPACITORS when using the capacitor beyond 85°C)
额定电压 / Rated Voltage (U <sub>R</sub> )	450VDC、630VDC
静电容量允许差 / Capacitance Tolerance	±5%(J), ±10%(K)
损失角正切值 / tan δ	0.001max at 1kHz
耐电压 / Voltage Proof	U <sub>R</sub> × 150% 60s
绝缘电阻 / Insulation Resistance	7500Ω Fmin
标准规格 / Reference Standard	JIS C 5101-16, JIS C 5101-1

◆ 形状图 / OUTLINE

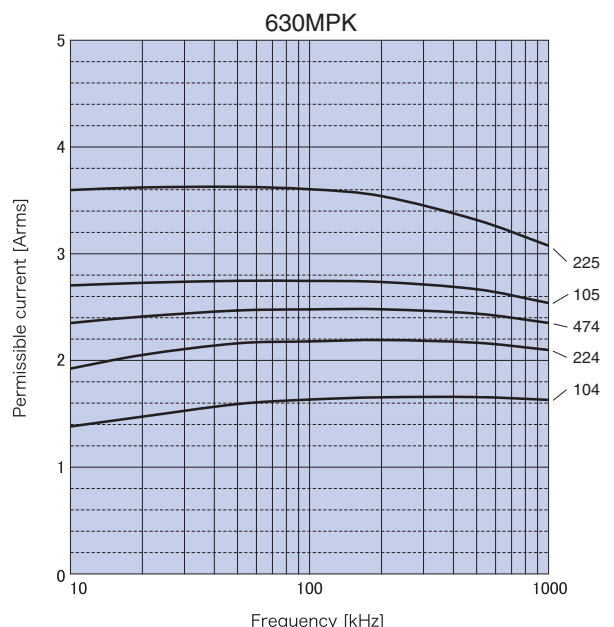
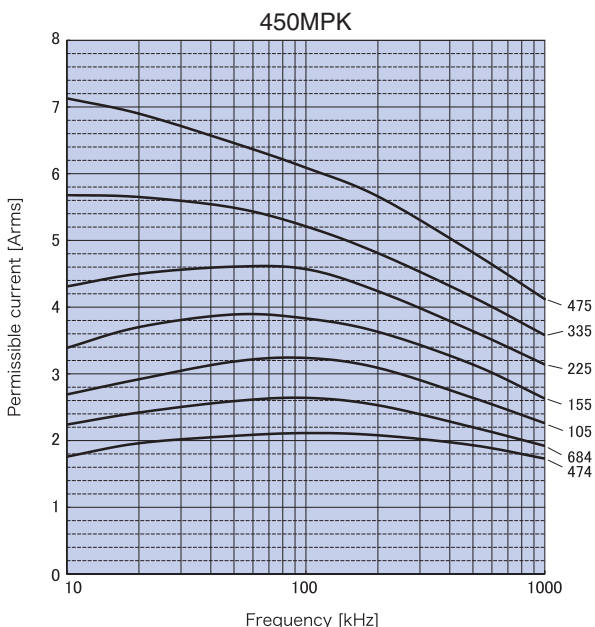
(mm)



◆ 产品型号体系 / PART NUMBER



◆ 相对于频率的允许电流 / PERMISSIBLE CURRENT FOR FREQUENCY





# 金属熔射型聚丙烯塑胶薄膜电容器

## METALLIZED POLYPROPYLENE FILM CAPACITORS

MPK

### ◆标准品一览表/STANDARD SIZE

□ : 静电容量允许差记号 / Tolerance    \*\* : 端子加工记号 / Suffix

额定电压 Rated Voltage	额定静电 容量 Cap(μF)	尺寸 Dimensions (mm)						标准包装数 / Typical Packaging Quantity (pcs)								编 号 Part No.
		A	B	C	F±1.0	LS±0.5	d	长引线品 Long Lead type		编带 (层叠包装) 品-其他形状 Taping Ammo pack type - style						
								Bag	Carton	TC	TX, TH	TL, TJ	TN	TS		
450 VDC	0.47	18.0	6.5	11.0	15.0	7.5/10.0/15.0	0.6	100	2,000	-	-	500	400	-	450MPK474□**	
	0.56	18.0	7.0	11.5	15.0	7.5/10.0/15.0	0.6	100	2,000	-	-	500	400	-	450MPK564□**	
	0.68	18.0	8.0	12.5	15.0	7.5/10.0/15.0	0.6	100	2,000	-	-	400	400	-	450MPK684□**	
	0.82	18.0	8.5	13.0	15.0	7.5/10.0/15.0	0.8	100	2,000	-	-	400	300	-	450MPK824□**	
	1	18.0	9.5	14.0	15.0	7.5/10.0/15.0	0.8	100	1,000	-	-	400	300	-	450MPK105□**	
	1.2	18.0	10.0	15.0	15.0	7.5/10.0/15.0	0.8	100	1,000	-	-	-	-	-	450MPK125□**	
	1.5	18.0	11.0	16.0	15.0	7.5/10.0/15.0	0.8	200	1,000	-	-	-	-	-	450MPK155□**	
	1.8	18.0	12.5	17.0	15.0	7.5/10.0/15.0	0.8	200	1,000	-	-	-	-	-	450MPK185□**	
	2.2	18.0	13.0	19.0	15.0	7.5/10.0/15.0	0.8	200	1,000	-	-	-	-	-	450MPK225□**	
	2.7	18.0	14.5	21.0	15.0	7.5/10.0/15.0	0.8	200	800	-	-	-	-	-	450MPK275□**	
	3.3	18.0	16.0	22.5	15.0	7.5/10.0/15.0	1.0	100	500	-	-	-	-	-	450MPK335□**	
3.9	18.0	17.0	23.5	15.0	7.5/10.0/15.0	1.0	100	500	-	-	-	-	-	450MPK395□**		
4.7	18.0	19.0	25.5	15.0	7.5/10.0/15.0	1.0	100	500	-	-	-	-	-	450MPK475□**		
630 VDC	0.1	13.0	8.0	13.0	10.0	5.0/7.5/10.0	0.6	100	2,000	-	500	400	-	400	630MPK104□**	
	0.12	13.0	8.5	13.5	10.0	5.0/7.5/10.0	0.6	100	2,000	-	500	400	-	400	630MPK124□**	
	0.15	13.0	9.0	14.5	10.0	5.0/7.5/10.0	0.6	100	2,000	-	500	400	-	400	630MPK154□**	
	0.18	13.0	9.5	15.0	10.0	5.0/7.5/10.0	0.6	100	2,000	-	500	300	-	300	630MPK184□**	
	0.22	13.0	10.5	15.5	10.0	5.0/7.5/10.0	0.6	100	2,000	-	500	300	-	300	630MPK224□**	
	0.27	18.0	7.5	13.0	15.0	7.5/10.0/15.0	0.8	100	2,000	-	-	400	400	-	630MPK274□**	
	0.33	18.0	8.0	13.5	15.0	7.5/10.0/15.0	0.8	100	1,000	-	-	400	300	-	630MPK334□**	
	0.39	18.0	8.5	14.5	15.0	7.5/10.0/15.0	0.8	100	1,000	-	-	400	300	-	630MPK394□**	
	0.47	18.0	9.5	15.5	15.0	7.5/10.0/15.0	0.8	100	1,000	-	-	300	300	-	630MPK474□**	
	0.56	18.0	9.5	17.0	15.0	7.5/10.0/15.0	0.8	200	1,000	-	-	300	300	-	630MPK564□**	
	0.68	18.0	10.5	18.5	15.0	7.5/10.0/15.0	0.8	200	1,000	-	-	300	-	-	630MPK684□**	
	0.82	25.0	9.0	16.5	22.5	22.5	0.8	200	1,000	-	-	-	-	-	630MPK824□**	
	1	25.0	10.0	17.0	22.5	22.5	0.8	200	1,000	-	-	-	-	-	630MPK105□**	
	1.2	25.5	10.5	19.0	22.5	22.5	0.8	200	800	-	-	-	-	-	630MPK125□**	
1.5	25.5	11.0	20.0	22.5	22.5	0.8	100	500	-	-	-	-	-	630MPK155□**		
1.8	25.5	12.0	21.0	22.5	22.5	0.8	100	500	-	-	-	-	-	630MPK185□**		
2.2	25.5	13.0	23.0	22.5	22.5	0.8	100	500	-	-	-	-	-	630MPK225□**		