


MPKA 系列
SERIES

NEW

◆ 特 长 / FEATURES

- 小型品。
- AC线路防止噪声用。
- RoHS指令对应品。
- Small and light
- Across-the-line
- RoHS compliacane

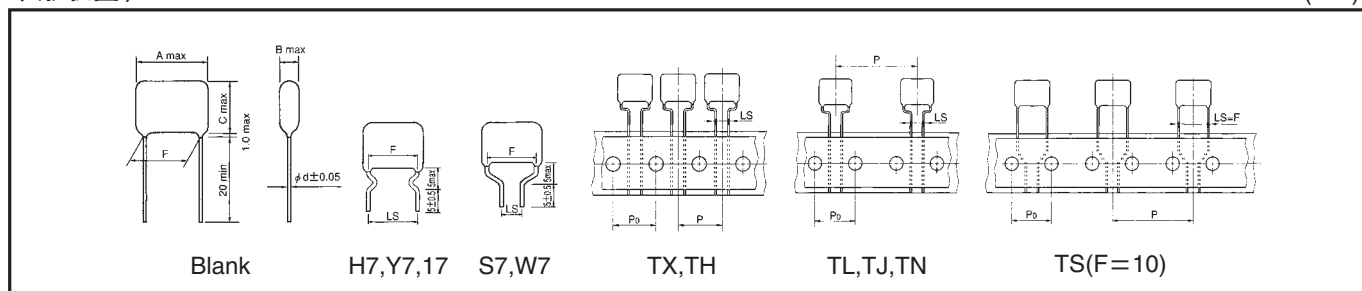


◆ 规 格 / SPECIFICATIONS

工作温度 / Category Temperature	-40°C ~ +85°C
额定电压 / Rated Voltage (U _R)	275VAC
静电容量允许差 / Capacitance Tolerance	±10%(K)
损失角正切值 / tan δ	0.01max at 1kHz
耐电压 / Voltage Proof	U _R × 230% 60s
绝缘电阻 / Insulation Resistance	2000MΩ min
标准规格 / Reference Standard	JIS C 5101-1

◆ 形状图 / OUTLINE

(mm)



◆ 产品型号体系 / PART NUMBER



◆标准品一览表/STANDARD SIZE

□: 静电容量允许差记号 / Tolerance **: 端子加工记号 / Suffix

额定电压 Rated Voltage	额定静电容量 Cap(μF)	尺寸 Dimensions (mm)						标准包装数 / Typical Packaging Quantity (pcs)								编号 Part No.
		A	B	C	F±1.0	LS±0.5	d	长引线品 Long Lead type		编带(层叠包装)品-其他形状 Taping Ammo pack type - style						
								Bag	Carton	TC	TX, TH	TL, TJ	TN	TS		
275 VAC	0.1	13.0	7.5	13.0	10.0	5.0/7.5/10.0	0.6	100	2,000	-	500	-	-	500	275MPKA104□**	
	0.12	18.0	6.0	12.0	15.0	7.5/10.0/15.0	0.6	100	2,000	-	-	500	500	-	275MPKA124□**	
	0.15	18.0	6.5	12.5	15.0	7.5/10.0/15.0	0.6	100	2,000	-	-	500	400	-	275MPKA154□**	
	0.18	18.0	6.5	12.0	15.0	7.5/10.0/15.0	0.6	100	2,000	-	-	500	400	-	275MPKA184□**	
	0.22	18.0	7.0	12.5	15.0	7.5/10.0/15.0	0.6	100	2,000	-	-	500	400	-	275MPKA224□**	
	0.27	18.0	7.5	13.0	15.0	7.5/10.0/15.0	0.6	100	2,000	-	-	400	400	-	275MPKA274□**	
	0.33	18.0	8.0	13.5	15.0	7.5/10.0/15.0	0.8	100	1,000	-	-	400	300	-	275MPKA334□**	
	0.39	18.0	8.5	14.5	15.0	7.5/10.0/15.0	0.8	100	1,000	-	-	400	300	-	275MPKA394□**	
	0.47	18.0	9.5	15.5	15.0	7.5/10.0/15.0	0.8	100	1,000	-	-	300	300	-	275MPKA474□**	
	0.56	18.0	9.5	17.0	15.0	7.5/10.0/15.0	0.8	200	1,000	-	-	300	300	-	275MPKA564□**	
	0.68	18.0	10.5	18.5	15.0	7.5/10.0/15.0	0.8	200	1,000	-	-	300	-	-	275MPKA684□**	
0.82	25.0	9.0	16.5	22.5	22.5	0.8	200	1,000	-	-	-	-	-	275MPKA824□**		
1	25.0	10.0	17.5	22.5	22.5	0.8	200	1,000	-	-	-	-	-	275MPKA105□**		

注) 1. 连接条件 (Fig.1, Fig.2)
2. 用于防止杂音时, 脉冲电压应在Table 1的值以下。

Note) 1. Operating circuit (Fig.1, Fig.2)
2. When operating capacitor for noise suppression, voltage of pulse applied to the capacitor shall be within value specified in Table 1.

Fig.1

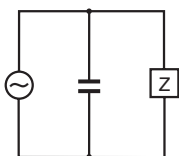


Fig.2

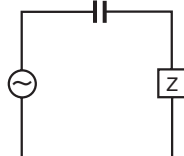


Table 1

额定电压 Rated Voltage	脉冲电压 Pulse Voltage
275VAC	630Vo-p