


RTW 100



RTW 150

FEATURES

- * Resonant switchers, power factor correction and main converter
- * Power factor correction up to 0.99, meeting IEC61000-3-2(EN61000-3-2)
- * 85 to 264VAC universal input
- * High efficiency up to 85%
- * Low EMI, meeting FCC B, CISPR B

APPLICATIONS

- *Data/information processing equipment
- *FA control equipment
- *Measuring, inspection and testing equipment
- *Communication equipment
- *Optical equipment

SAFETY STANDARDS

- UL1950 Recognized
- CSA22.2 No.950 Certified (cUL)
- EN60950 (TUV Certified)
- CE mark (LVD only)



RTW SERIES GENERAL SPECIFICATIONS

ITEM	
1	Input voltage range 85V ~ 264VAC
2	Input frequency range 47Hz ~ 63Hz
3	Operating temperature -10 ~ 60 (Refer to Output derating)
4	Operating humidity 30 ~ 90%RH (Non condensing)
5	Storage temperature -30 ~ 85
6	Storage humidity 10 ~ 95%RH (Non condensing)
7	Cooling Convection or forced air cooling (Refer to Output derating)
8	Electric strength voltages Input - Output 3000VAC 1 minute , Input - FG 1500VAC 1 minute , Output - FG 500VAC 1 minute
9	Insulation resistance 100M MIN DC500V 25 70%RH Input - Output, Input - FG, Output - FG
10	Leakage current 0.5mA MAX (240VAC, 50Hz)
11	Vibration 10 ~ 55Hz 2G (3 directions each 1 hour)
12	Shock 20 ms 20G (3 directions each 3 times)
13	Safety standards UL1950, CSA950(cUL), EN60950(TUV) Approvals
14	Conduction noise Meeting FCC Class B, EN55022 Class B, VCCI Class B
15	Harmonic distortion Meeting EN61000-3-2
16	Mains surge Meeting EN61000-3-5 Level 3 / 4KV(CM), 2KV(DM)

RTW100 SPECIFICATIONS

RTW100 SPECIFICATIONS

ITEM		RTW100-522			RTW100-5FF		
1	Rated output DC voltage	(1) 5V	(2) +12V	(3) -12V	(1) 5V	(2) +15V	(3) -15V
2	Rated output DC current	6A	5A	1A	4A	4A	1A
3	Maximum output power	102W			105W		
4	Efficiency(120/230VAC,TYP) *1	80.3% / 80.6%					
5	Input current *1	1.3A (100VAC), 0.6A (230VAC)					
6	Power factor *1	0.99 TYP (100VAC), 0.97 TYP (230VAC)					
7	Inrush current *2	21Apk MAX (120VAC), 42Apk MAX (240VAC)					
8	Initial setting accuracy *1	± 0.5% MAX(5V,+12V,+15V), ± 5% MAX(-12V,-15V)					
9	Maximum ripple noise	50mVpp(5V load), 70mVpp(± 12V, ± 15V load)					
10	Maximum line regulation	± 0.1%					
11	Maximum load regulation	± 0.5%(5V load), ± 0.2%(± 12V, ± 15V load)					
12	Voltage tolerance ratio	± 3% at line, load, time, temperature					
13	Hold-up time *1	20ms MiN after last AC line peak					
14	Over current protection *3	more than 105% A of rated current					
15	Over voltage protection *4	5.75V ~ (Detected 5V output)					
16	Dimensions	105(W) 190(D) 42(H) mm / 4.13"(W) 7.48"(D) 1.65"(H)					
17	Weight	740g / 1.63lb. TYP					

SPECIFICATIONS

RTW150 SPECIFICATIONS

ITEM		RTW150-522			RTW150-5FF		
1	Rated output DC voltage	(1) 5V	(2) +12V	(3) -12V	(1) 5V	(2) +15V	(3) -15V
2	Rated output DC current	15A	5A	1A	15A	4A	1A
3	Maximum output power	147W			150W		
4	Efficiency(120/230VAC,TYP) *1	81.5% / 83.6%			83.5% / 85.3%		
5	Input current *1	2.0A (100VAC), 0.9A (230VAC)					
6	Power factor *1	0.99 TYP (100VAC), 0.96 TYP (230VAC)					
7	Inrush current *2	21Apk MAX (120VAC), 42Apk MAX (240VAC)					
8	Initial setting accuracy *1	± 0.5% MAX					
9	Maximum ripple noise	50mVpp(5V load), 70mVpp(± 12V, ± 15V load)					
10	Maximum line regulation	± 0.1%					
11	Maximum load regulation	± 0.7%(5V load), ± 0.5%(± 12V, ± 15V load)					
12	Voltage tolerance ratio	± 3% at line, load, time, temperature					
13	Hold-up time *1	20ms MiN after last AC line peak					
14	Over current protection *3	more than 105% A of rated current					
15	Over voltage protection *4	5.75V ~ (Detected 5V output)					
16	Dimensions	115(W) 202(D) 42(H) mm / 4.53"(W) 7.95"(D) 1.65"(H)					
17	Weight	900g / 1.98lb. TYP					

NOTES

*1 When maximum output is worked

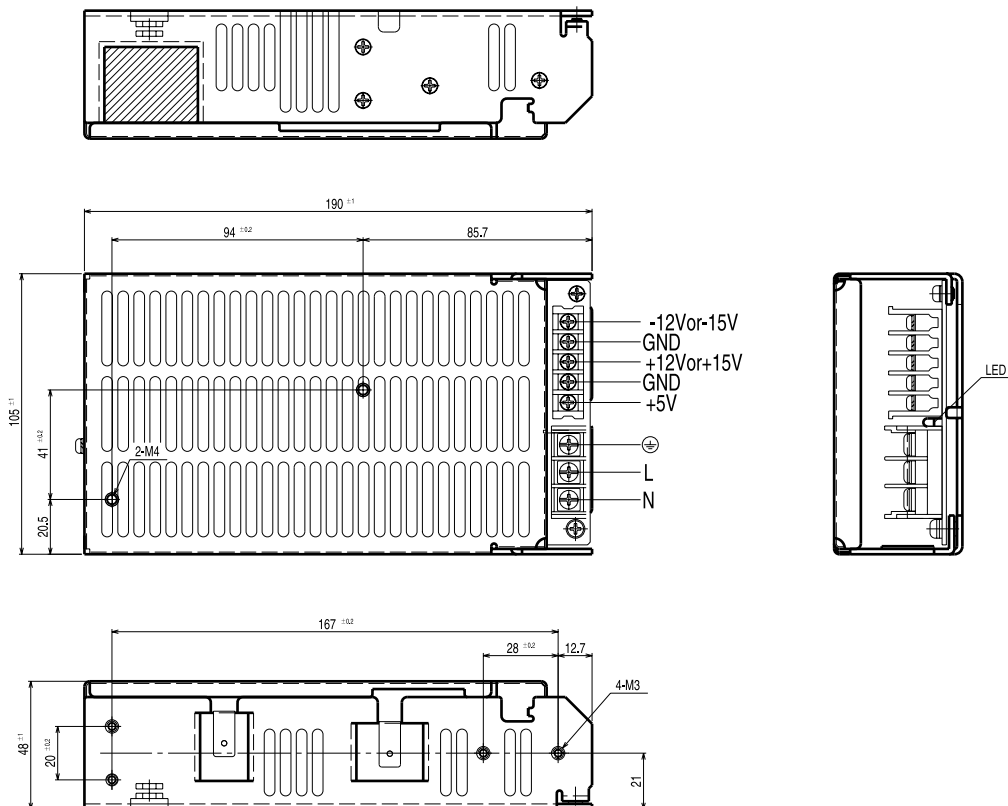
*2 When cold start works with rated voltage at 25 ambient temperature

*3 Recovers automatically within 3 seconds, after on input again

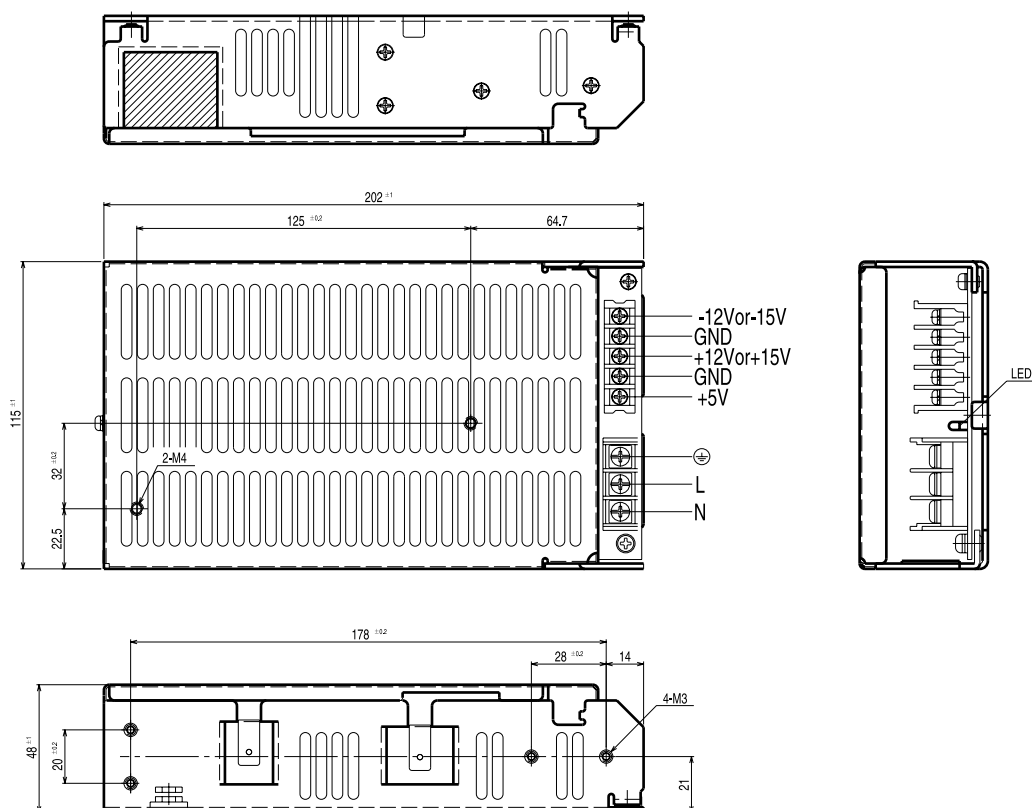
*4 Recovers on input again

RTW SERIES OUTLINE DRAWING

RTW 100

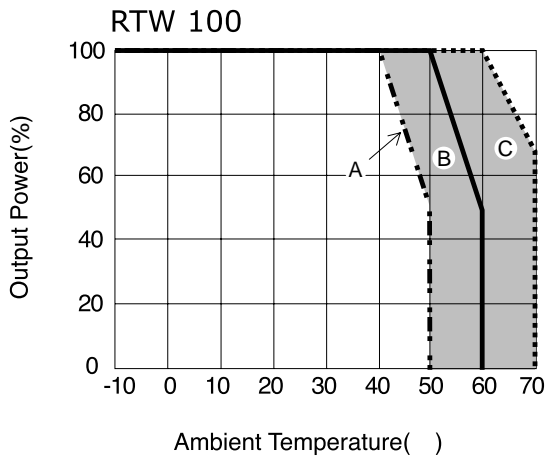


RTW 150

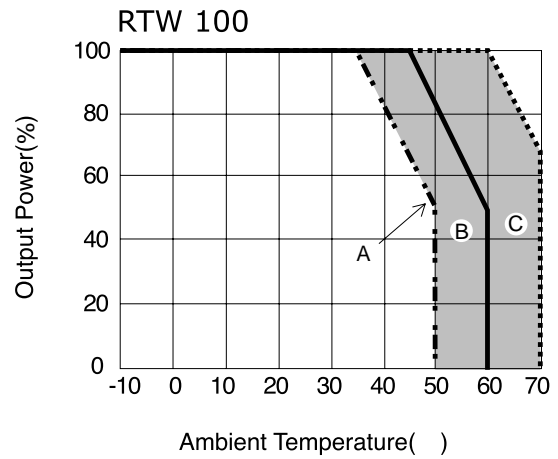


RTW SERIES OUTPUT DERATING

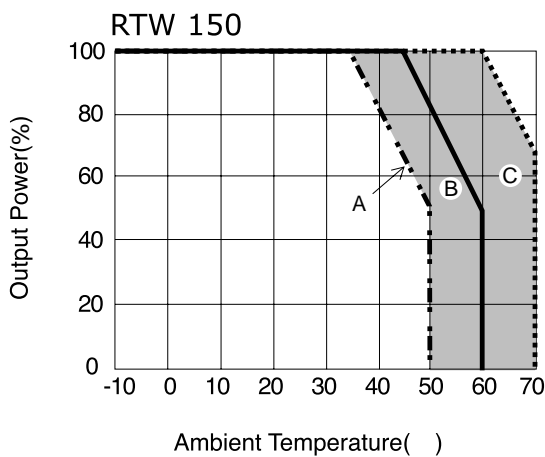
Vertical



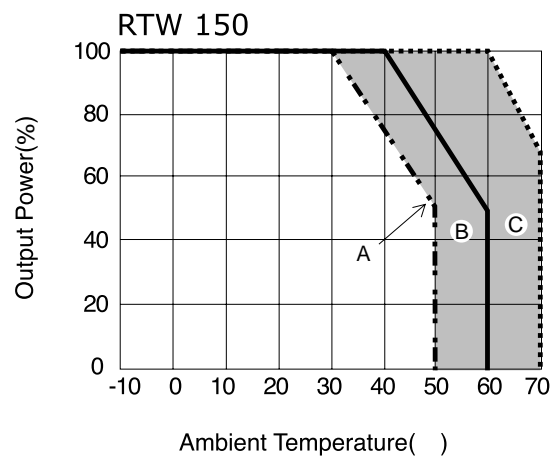
Horizontal



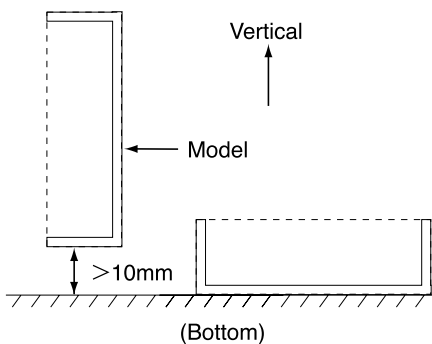
Vertical



Horizontal



Mounting Direction(conv)



- A Conv. with Cover
- B Conv. Open Frame
- C F / Air