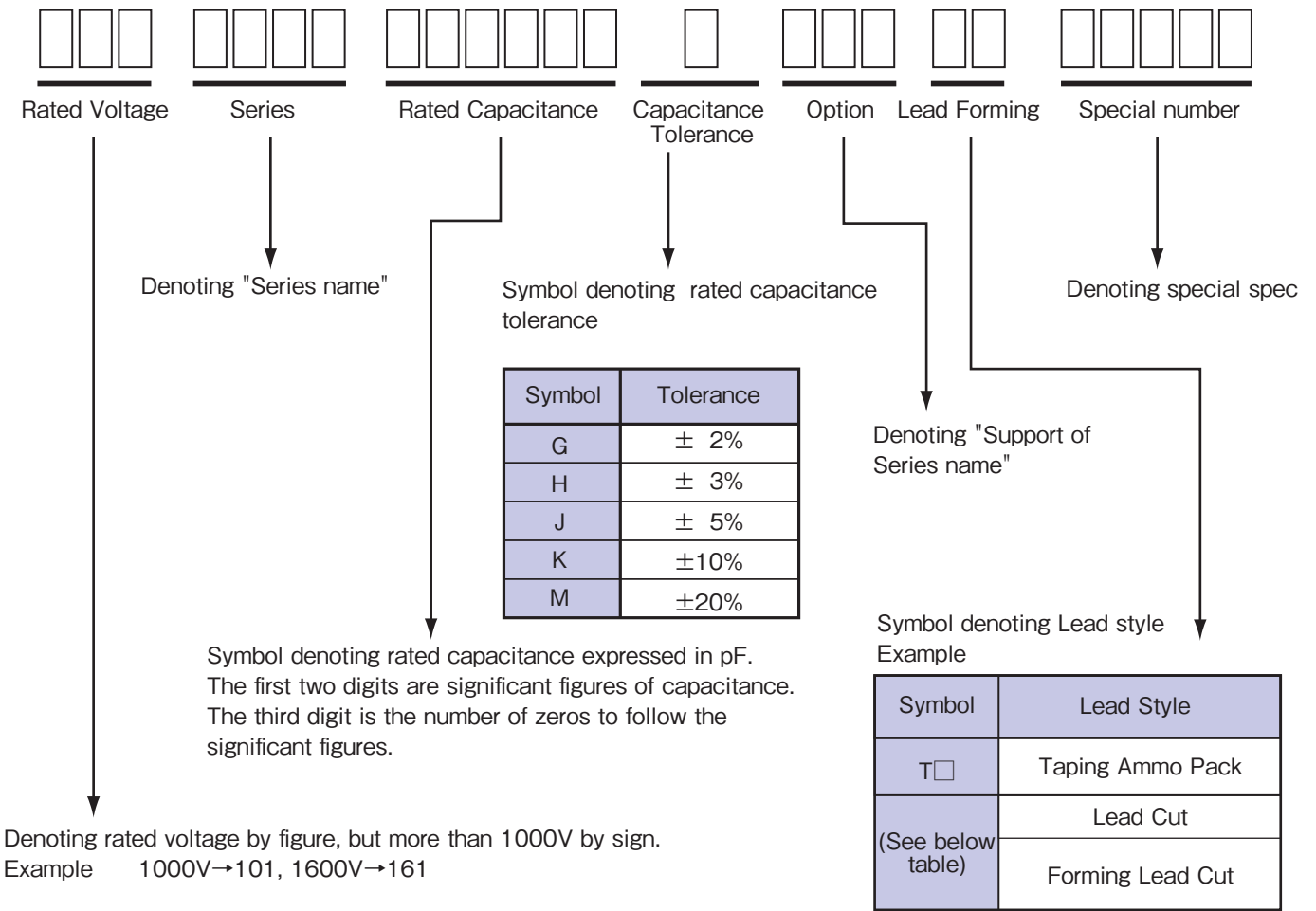


◆PART NUMBER



◆LEAD CUT AND FORMING LEAD CUT

Style	F=LS		F>LS		STRAIGHT CUT	
	LS (mm)					
F(mm)	5.0	7.5	10.0	15.0	22.5	27.5
7.5	S7	E7	-	-	-	-
10.0	S7	W7	H7	-	-	-
15.0	S7	W7	Q7	Y7	-	-
22.5	-	-	-	K7	17	-
27.5	-	-	-	-	-	27

カット長 L (mm)	記号 Symbol
3.5	A1
4.0	A3
4.5	A5
5.0	A7

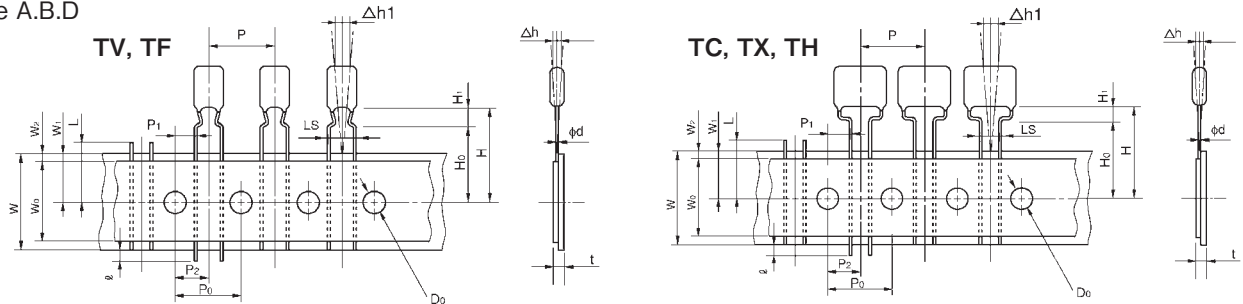
※There are other cut's length, available.
 ※There are many forming style, available.

◆ TAPING SPECIFICATIONS

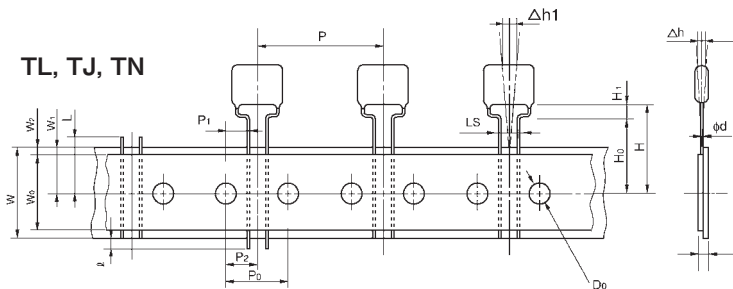
◆ DIMENSIONS

• Formed Lead Type

• Style A.B.D

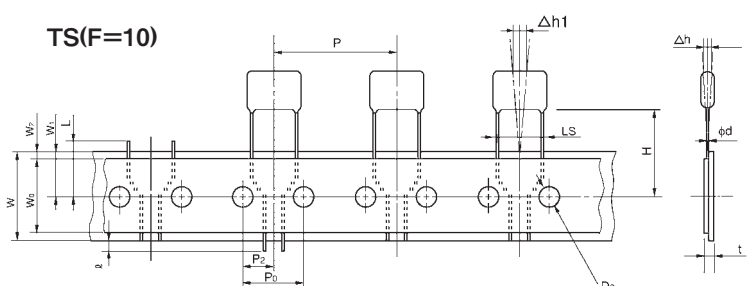
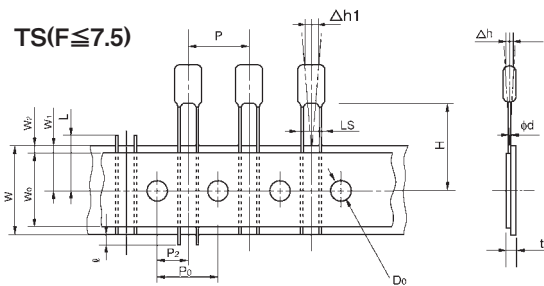


• Style C.E



• Straight Lead Type

• Style S



Items	Style Symbol	Formed Lead Type								Straight Lead Type	
		Style A		Style B		Style C		Style D	Style E	Style S	
		TV	TC	TF	TX	TL	TJ	TH	TN	TS	
(mm) Original lead pitch		3.5~7.5	7.5	7.0~8.0	10.0	10.0~12.5	15.0	10.0	15.0~17.0	3.5~7.5	10.0
P		12.7 ±1		15.0 ±1		25.4 ±1		15.0 ±1	30.0 ±1	12.7 ±1	25.4 ±1
P0		12.7 ±0.2		15.0 ±0.2		12.7 ±0.2		15.0 ±0.2	15.0 ±0.2	12.7 ±0.2	
P1		3.85 ±0.5		5.0 ±0.5		3.85 ±0.5		3.75 ±0.5	3.75 ±0.5		
P2		6.35 ±0.5		7.5 ±0.5		6.35 ±0.5		7.5 ±0.5	7.5 ±0.5	6.35 ±0.5	
LS		5.0 ±0.2		5.0 ±0.2		5.0 ±0.2		7.5 ±0.2	7.5 ±0.2	F	
W		18.0 ±1.0		18.0 ±1.0		18.0 ±1.0		18.0 ±1.0	18.0 ±1.0	18.0 ±1.0	
W0		5min		5min		5min		5min	5min	5min	
W1		9.0 ±0.5		9.0 ±0.5		9.0 ±0.5		9.0 ±0.5	9.0 ±0.5	9.0 ±0.5	
W2		3.0max		3.0max		3.0max		3.0max	3.0max	3.0max	
φd		0.5~0.8 (individual page)									
H		20.0 ±0.75		20.0 ±0.75		20.0 ±0.75		20.0 ±0.75	20.0 ±0.75	20.0 ±0.75	
H0		16.0 ±0.5		16.0 ±0.5		16.0 ±0.5		16.0 ±0.5	16.0 ±0.5		
H1		5.0max									
D0		4.0 ±0.2		4.0 ±0.2		4.0 ±0.2		4.0 ±0.2	4.0 ±0.2	4.0 ±0.2	
L		11.0max		11.0max		11.0max		11.0max	11.0max	11.0max	
ℓ		0max		0max		0max		0max	0max	0max	
Δ h		0 ±1.0		0 ±1.0		0 ±1.0		0 ±1.0	0 ±1.0	0 ±1.0	
Δ h1		0 ±1.0		0 ±1.0		0 ±1.0		0 ±1.0	0 ±1.0	0 ±1.0	
t		φd+0.9max		φd+0.9max		φd+0.9max		φd+0.9max	φd+0.9max	φd+0.9max	

• Please consult us about other styles.