


SLV SERIES

Load Life : 105°C 5000 hours

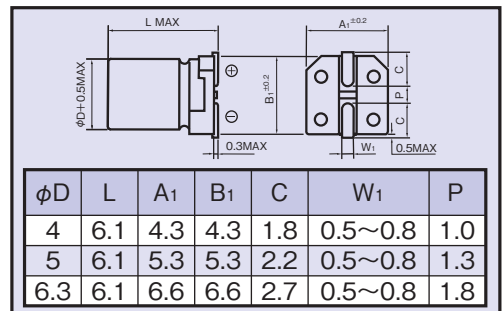
RoHS compliance



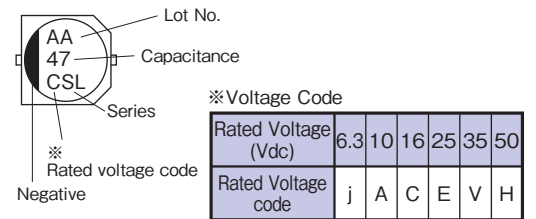
◆ SPECIFICATIONS

Items	Characteristics							
Category Temperature Range	-40~+105°C							
Rated Voltage Range	6.3~50Vdc							
Capacitance Tolerance	±20% (20°C, 120Hz)							
Leakage Current(MAX)	I=0.01CV or 3μA whichever is greater. (After 2 minutes application of rated voltage) I=Leakage Current(μA) C=Capacitance(μF) V=Rated Voltage(Vdc)							
Dissipation Factor(MAX) (tanδ)	Rated Voltage (Vdc)	6.3	10	16	25	35	50	(20°C, 120Hz)
	tanδ	0.30	0.24	0.20	0.16	0.14	0.14	
Endurance	After applying rated voltage with rated ripple current for 5000 hours at 105°C, the capacitors shall meet the following requirements.							
	Capacitance Change	Within ±30% of the initial value.						
	Dissipation Factor	Not more than 300% of the specified value.						
Low Temperature Stability Impedance Ratio(MAX)	Rated Voltage (Vdc)	6.3	10	16	25	35	50	(120Hz)
	Z(-25°C)/Z(20°C)	4	3	2	2	2	2	
	Z(-40°C)/Z(20°C)	14	12	8	6	4	3	

◆ DIMENSIONS (mm)



◆ MARKING



◆ MULTIPLIER FOR RIPPLE CURRENT

Frequency (Hz)		60 (50)	120	500	1k	10k≤
Coefficient	0.47~1μF	0.50	1.00	1.20	1.30	1.50
	2.2~4.7μF	0.65	1.00	1.20	1.30	1.50
	10~47μF	0.80	1.00	1.20	1.30	1.50
	100μF	0.80	1.00	1.10	1.15	1.20

◆ STANDARD SIZE

Size φD×L(mm), Rated Ripple Current (mA r.m.s./105°C, 120Hz)

Vdc	Cap (μF)	Size (φD×L)	Rated Ripple Current	Vdc	Cap (μF)	Size (φD×L)	Rated Ripple Current	Vdc	Cap (μF)	Size (φD×L)	Rated Ripple Current	
6.3	22	4×6.1	22	25	33	6.3×6.1	50	50	0.47	4×6.1	4	
	47	5×6.1	38		4.7	4×6.1	16		1	4×6.1	8	
	100	6.3×6.1	69	35	10	5×6.1	27		2.2	4×6.1	11	
10	33	5×6.1	35		22	6.3×6.1	44		3.3	4×6.1	14	
	16	10	4×6.1	18	50	4.7	5×6.1		19	4.7	5×6.1	19
		22	5×6.1	30		10	6.3×6.1		32	10	6.3×6.1	32
47		6.3×6.1	50									

◆ PART NUMBER

