


**TXV SERIES**

Load Life : 125°C 1000~2000 hours Low ESR

•AEC-Q200.

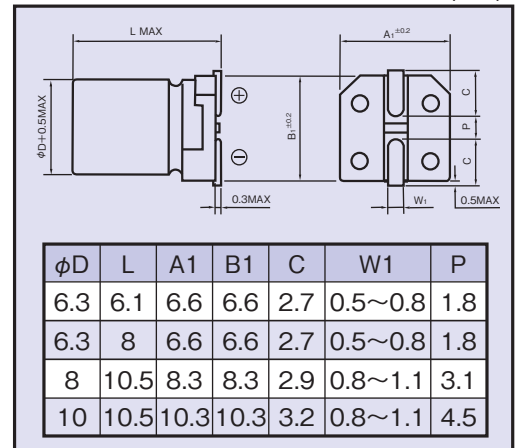


◆SPECIFICATIONS


Items	Characteristics					
Category Temperature Range	-40~+125°C					
Rated Voltage Range	10~35Vdc					
Capacitance Tolerance	±20% (20°C, 120Hz)					
Leakage Current(MAX)	I=0.01CV or 3μA whichever is greater. (After 2 minutes application of rated voltage) I=Leakage Current(μA) C=Capacitance(μF) V=Rated Voltage(Vdc)					
Dissipation Factor(MAX) (tanδ)	Rated Voltage (Vdc)	10	16	25	35	(20°C, 120Hz)
	tanδ	0.3	0.2	0.18	0.16	
Endurance	After applying rated voltage with rated ripple current for specified time at 125°C, the capacitors shall meet the following requirements.					
	Capacitance Change	Within ±30% of the initial value.		Case Size	LifeTime (hrs)	
	Dissipation Factor	Not more than 300% of the specified value.		φD=6.3	1000	
	Leakage Current	Not more than the specified value.		φD≥8	2000	
Low Temperature Stability Impedance Ratio(MAX)	Rated Voltage (Vdc)	10	16	25	35	(120Hz)
	Z(-40°C)/Z(20°C)	6	4	4	3	

◆DIMENSIONS

(mm)



◆MARKING



◆MULTIPLIER FOR RIPPLE CURRENT

Frequency (Hz)	120	1k	10k	100k≤
22~33μF	0.45	0.75	0.90	1.00
47~100μF	0.50	0.80	0.95	1.00
220~470μF	0.60	0.85	0.95	1.00

◆STANDARD SIZE Size φD×L(mm), Rated Ripple Current (mA r.m.s./125°C, 100kHz), ESR(Ω MAX/100kHz)

Vdc	Cap (μF)	Size (φD×L)	Ripple	ESR	
				20°C	-40°C
10	100	6.3×8	140	0.3	5
	220	6.3×8	110	0.7	11
	470	10×10.5	300	0.2	3
16	47	6.3×6.1	70	1	15
		6.3×8	140	0.3	5

Vdc	Cap (μF)	Size (φD×L)	Ripple	ESR	
				20°C	-40°C
25	33	6.3×6.1	70	1	15
	47	6.3×8	140	0.3	5
	100	6.3×8	110	0.7	11
		8×10.5	300	0.16	2.5
	220	8×10.5	220	0.3	4.5
		10×10.5	420	0.1	1.5
330	10×10.5	300	0.2	3	

Vdc	Cap (μF)	Size (φD×L)	Ripple	ESR	
				20°C	-40°C
35	22	6.3×6.1	70	1	15
	33	6.3×8	140	0.3	5
	47	6.3×8	110	0.7	11
		8×10.5	300	0.16	2.5
	100	8×10.5	220	0.3	4.5
		10×10.5	420	0.1	1.5
220	10×10.5	300	0.2	3	

◆PART NUMBER

