


MMG SERIES

Miniaturized

- Reliability is excellent because these capacitors provide self-healing.
- Coated with flame-retardant (UL94 V-0) epoxy resin.

RoHS compliance

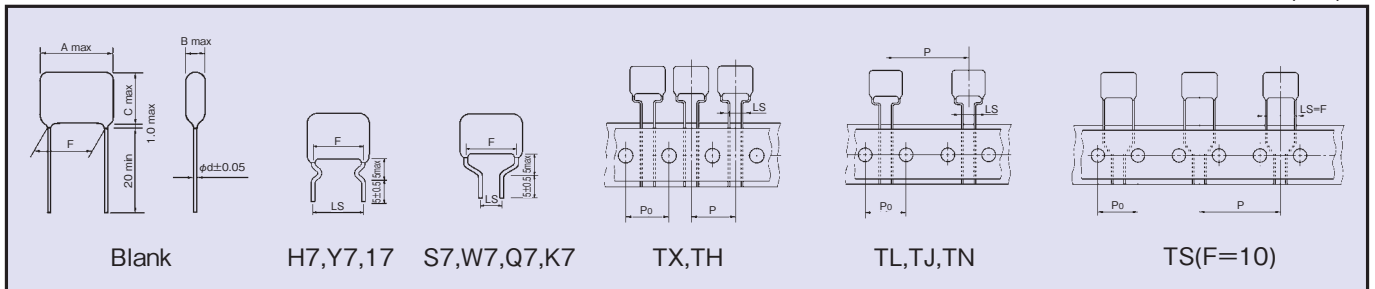


◆SPECIFICATIONS

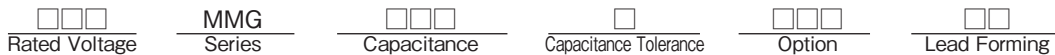
Category Temperature Range	-40°C~+105°C /Derate the voltage as shown in the "CAUTION FOR PROPER USE OF FILM CAPACITORS" when using the capacitor beyond 85°C.)
Rated Voltage (U <sub>R</sub> )	250Vdc, 450Vdc, 500Vdc, 630Vdc
Capacitance Tolerance	±10%(K)
tanδ	0.01max at 1kHz
Voltage Proof	U <sub>R</sub> ×150% 60s
Insulation Resistance	C ≤ 0.33μF: 15000MΩmin C > 0.33μF: 5000ΩFmin
Reference Standard	JIS C 5101-2, JIS C 5101-1

◆DIMENSIONS

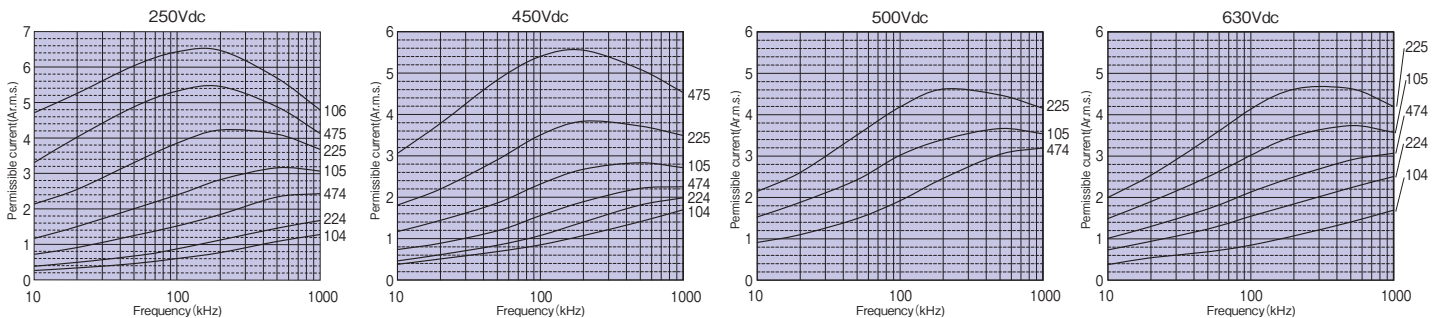
(mm)



◆PART NUMBER



◆PERMISSIBLE CURRENT FOR FREQUENCY



**◆ STANDARD SIZE**

□:Capacitance Tolerance

\*\*:Lead Forming

Rated Voltage	Cap(μF)	Dimensions (mm)						Typical Packaging Quantity (pcs)							Part No.
								Long Lead type		Taping Ammo Pack Type - Style					
		A	B	C	F±1.0	LS±0.5	d	Bag	Carton	TC	TX, TH	TL, TJ	TN	TS	
250 Vdc	0.1	13.0	6.0	12.0	10.0	5.0/7.5/10.0	0.6	200	3,000	—	1,000	500	—	500	250MMG104□F1P**
	0.12	13.0	6.5	12.5	10.0	5.0/7.5/10.0	0.6	200	3,000	—	500	500	—	500	250MMG124□F1P**
	0.15	13.0	7.0	13.0	10.0	5.0/7.5/10.0	0.6	200	2,000	—	500	500	—	500	250MMG154□F1P**
	0.18	13.0	5.0	11.0	10.0	5.0/7.5/10.0	0.6	200	5,000	—	1,000	500	—	500	250MMG184□F1P**
	0.22	13.0	5.5	11.5	10.0	5.0/7.5/10.0	0.6	200	5,000	—	1,000	500	—	500	250MMG224□F1P**
	0.27	13.0	6.5	12.0	10.0	5.0/7.5/10.0	0.6	200	4,000	—	500	500	—	500	250MMG274□F1P**
	0.33	13.0	6.5	13.0	10.0	5.0/7.5/10.0	0.6	200	3,000	—	500	500	—	500	250MMG334□F1P**
	0.39	13.0	7.0	12.5	10.0	5.0/7.5/10.0	0.6	200	3,000	—	500	500	—	—	250MMG394□**
	0.47	13.0	7.0	14.5	10.0	5.0/7.5/10.0	0.6	100	2,000	—	500	500	—	—	250MMG474□**
	0.56	13.0	7.5	15.0	10.0	5.0/7.5/10.0	0.6	100	2,000	—	500	500	—	—	250MMG564□**
	0.68	13.0	7.5	16.5	10.0	5.0/7.5/10.0	0.6	100	2,000	—	500	500	—	—	250MMG684□**
	0.82	13.0	8.0	17.5	10.0	5.0/7.5/10.0	0.6	100	2,000	—	500	400	—	—	250MMG824□**
	1	13.0	9.5	18.0	10.0	5.0/7.5/10.0	0.6	100	1,000	—	500	400	—	—	250MMG105□**
	1.2	13.0	10.0	19.0	10.0	5.0/7.5/10.0	0.6	200	1,000	—	—	—	—	—	250MMG125□**
	1.5	13.0	10.5	20.0	10.0	5.0/7.5/10.0	0.6	200	1,000	—	—	—	—	—	250MMG155□**
	1.8	18.0	9.0	18.5	15.0	5.0/7.5/10.0/15.0	0.8	200	1,000	—	—	—	—	—	250MMG185□**
	2.2	18.0	10.5	20.0	15.0	5.0/7.5/10.0/15.0	0.8	200	1,000	—	—	—	—	—	250MMG225□**
	2.7	18.0	11.0	21.0	15.0	5.0/7.5/10.0/15.0	0.8	200	1,000	—	—	—	—	—	250MMG275□**
	3.3	18.0	12.5	22.5	15.0	5.0/7.5/10.0/15.0	0.8	200	800	—	—	—	—	—	250MMG335□**
	3.9	18.0	13.5	23.5	15.0	5.0/7.5/10.0/15.0	0.8	200	800	—	—	—	—	—	250MMG395□**
4.7	18.0	15.0	25.5	15.0	5.0/7.5/10.0/15.0	0.8	100	500	—	—	—	—	—	250MMG475□**	
5.6	25.5	12.5	24.0	22.5	15.0/22.5	0.8	100	500	—	—	—	—	—	250MMG565□**	
6.8	25.5	13.5	26.0	22.5	15.0/22.5	0.8	100	500	—	—	—	—	—	250MMG685□**	
8.2	25.5	15.5	27.0	22.5	15.0/22.5	0.8	100	500	—	—	—	—	—	250MMG825□**	
10	25.5	16.5	29.0	22.5	15.0/22.5	0.8	100	500	—	—	—	—	—	250MMG106□**	
450 Vdc	0.1	13.0	7.0	13.0	10.0	5.0/7.5/10.0	0.6	100	2,000	—	500	500	—	500	450MMG104□F1P**
	0.12	13.0	5.0	10.0	10.0	5.0/7.5/10.0	0.6	200	5,000	—	1,000	500	—	500	450MMG124□**
	0.15	13.0	5.5	10.0	10.0	5.0/7.5/10.0	0.6	200	5,000	—	1,000	500	—	500	450MMG154□**
	0.18	13.0	6.5	10.5	10.0	5.0/7.5/10.0	0.6	200	4,000	—	1,000	500	—	500	450MMG184□**
	0.22	13.0	6.5	12.0	10.0	5.0/7.5/10.0	0.6	200	4,000	—	1,000	500	—	500	450MMG224□**
	0.27	13.0	6.5	14.0	10.0	5.0/7.5/10.0	0.6	200	4,000	—	1,000	500	—	500	450MMG274□**
	0.33	13.0	7.5	14.5	10.0	5.0/7.5/10.0	0.6	200	3,000	—	1,000	500	—	500	450MMG334□**
	0.39	13.0	8.0	15.0	10.0	5.0/7.5/10.0	0.6	100	2,000	—	500	500	—	500	450MMG394□**
	0.47	13.0	8.5	15.5	10.0	5.0/7.5/10.0	0.6	100	2,000	—	500	500	—	500	450MMG474□**
	0.56	18.0	7.0	14.0	15.0	5.0/7.5/10.0/15.0	0.6	100	2,000	—	—	500	500	—	450MMG564□**
	0.68	18.0	7.0	15.5	15.0	5.0/7.5/10.0/15.0	0.8	100	2,000	—	—	500	500	—	450MMG684□**
	0.82	18.0	7.5	16.0	15.0	5.0/7.5/10.0/15.0	0.8	100	2,000	—	—	500	400	—	450MMG824□**
	1	18.0	8.5	17.0	15.0	5.0/7.5/10.0/15.0	0.8	100	1,000	—	—	500	400	—	450MMG105□**
	1.2	18.0	8.5	19.0	15.0	5.0/7.5/10.0/15.0	0.8	200	1,000	—	—	400	400	—	450MMG125□**
	1.5	25.5	8.0	17.0	22.5	15.0/22.5	0.8	200	1,000	—	—	—	—	—	450MMG155□**
	1.8	25.5	8.5	18.0	22.5	15.0/22.5	0.8	200	1,000	—	—	—	—	—	450MMG185□**
	2.2	25.5	10.0	19.5	22.5	15.0/22.5	0.8	200	800	—	—	—	—	—	450MMG225□**
	2.7	25.5	10.5	21.5	22.5	15.0/22.5	0.8	200	800	—	—	—	—	—	450MMG275□**
	3.3	25.5	11.5	22.5	22.5	15.0/22.5	0.8	100	500	—	—	—	—	—	450MMG335□**
	3.9	25.5	12.5	23.5	22.5	15.0/22.5	0.8	100	500	—	—	—	—	—	450MMG395□**
4.7	25.5	14.5	25.5	22.5	15.0/22.5	0.8	100	500	—	—	—	—	—	450MMG475□**	

**◆ STANDARD SIZE**

□:Capacitance Tolerance

\*\*:Lead Forming

Rated Voltage	Cap(μF)	Dimensions (mm)						Typical Packaging Quantity (pcs)								Part No.
								Long Lead type		Taping Ammo Pack Type - Style						
		A	B	C	F±1.0	LS±0.5	d	Bag	Carton	TC	TX, TH	TL, TJ	TN	TS		
500 Vdc	0.47	13.0	10.0	18.0	10.0	5.0/7.5/10.0	0.6	200	1,000	—	500	300	—	300	500MMG474□**	
	0.56	18.0	8.5	16.5	15.0	5.0/7.5/10.0/15.0	0.6	200	1,000	—	—	400	300	—	500MMG564□**	
	0.68	18.0	9.5	17.0	15.0	5.0/7.5/10.0/15.0	0.8	200	1,000	—	—	400	300	—	500MMG684□**	
	0.82	18.0	10.0	18.0	15.0	5.0/7.5/10.0/15.0	0.8	200	1,000	—	—	300	300	—	500MMG824□**	
	1	18.0	11.0	19.0	15.0	5.0/7.5/10.0/15.0	0.8	200	1,000	—	—	300	200	—	500MMG105□**	
	1.2	18.0	13.0	19.5	15.0	5.0/7.5/10.0/15.0	0.8	200	1,000	—	—	—	—	—	500MMG125□**	
	1.5	25.5	11.0	19.0	22.5	15.0/22.5	0.8	200	800	—	—	—	—	—	500MMG155□**	
	1.8	25.5	12.0	20.0	22.5	15.0/22.5	0.8	100	800	—	—	—	—	—	500MMG185□**	
	2.2	25.5	14.0	20.5	22.5	15.0/22.5	0.8	100	500	—	—	—	—	—	500MMG225□**	
630 Vdc	0.01	The item of this range, please select out of MMB(630Vdc) series.														
	0.012															
	0.015															
	0.018															
	0.022															
	0.027															
	0.033															
	0.039															
	0.047															
	0.056															13.0
	0.068	13.0	6.5	11.5	10.0	5.0/7.5/10.0	0.6	200	3,000	—	500	500	—	500	630MMG683□**	
	0.082	13.0	7.0	12.0	10.0	5.0/7.5/10.0	0.6	100	3,000	—	500	500	—	500	630MMG823□**	
	0.1	13.0	7.0	13.5	10.0	5.0/7.5/10.0	0.6	100	2,000	—	500	500	—	500	630MMG104□**	
	0.12	13.0	7.5	14.0	10.0	5.0/7.5/10.0	0.6	100	2,000	—	500	400	—	400	630MMG124□**	
	0.15	13.0	8.0	14.5	10.0	5.0/7.5/10.0	0.6	100	2,000	—	500	400	—	400	630MMG154□**	
	0.18	13.0	9.0	15.0	10.0	5.0/7.5/10.0	0.6	100	2,000	—	500	400	—	400	630MMG184□**	
	0.22	13.0	10.5	16.5	10.0	5.0/7.5/10.0	0.6	100	1,000	—	500	400	—	400	630MMG224□**	
	0.27	18.0	8.5	14.5	15.0	5.0/7.5/10.0/15.0	0.8	100	1,000	—	—	400	300	—	630MMG274□**	
	0.33	18.0	9.0	15.0	15.0	5.0/7.5/10.0/15.0	0.8	100	1,000	—	—	400	300	—	630MMG334□**	
	0.39	18.0	8.5	17.0	15.0	5.0/7.5/10.0/15.0	0.8	200	1,000	—	—	400	300	—	630MMG394□**	
	0.47	18.0	10.0	18.0	15.0	5.0/7.5/10.0/15.0	0.8	200	1,000	—	—	300	300	—	630MMG474□**	
	0.56	18.0	10.0	19.5	15.0	5.0/7.5/10.0/15.0	0.8	200	1,000	—	—	300	300	—	630MMG564□**	
	0.68	18.0	11.0	20.5	15.0	5.0/7.5/10.0/15.0	0.8	200	800	—	—	300	200	—	630MMG684□**	
0.82	25.5	9.0	19.5	22.5	15.0/22.5	0.8	200	800	—	—	—	—	—	630MMG824□**		
1	25.5	10.5	21.0	22.5	15.0/22.5	0.8	200	800	—	—	—	—	—	630MMG105□**		
1.2	25.5	11.0	21.5	22.5	15.0/22.5	0.8	100	500	—	—	—	—	—	630MMG125□**		
1.5	25.5	12.5	22.5	22.5	15.0/22.5	0.8	100	500	—	—	—	—	—	630MMG155□**		
1.8	25.5	14.0	24.0	22.5	15.0/22.5	0.8	100	500	—	—	—	—	—	630MMG185□**		
2.2	25.5	15.5	26.0	22.5	15.0/22.5	0.8	100	500	—	—	—	—	—	630MMG225□**		