


**P2S SERIES**

Foil Winding Type : Low D.F.

- Negative temperature coefficient.
- Dissipation factor is very small.

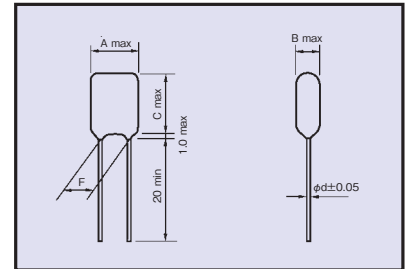


**SPECIFICATIONS**

Category Temperature Range	-25°C~+85°C※
Rated Voltage (U <sub>R</sub> )	100Vdc, 250Vdc
Capacitance Tolerance	C<0.001μF:±3%(H), ±5%(J), ±10%(K) C≥0.001μF:±2%(G), ±3%(H), ±5%(J), ±10%(K)
tanδ	0.001max at 1kHz
Voltage Proof	U <sub>R</sub> ×200% 60s
Insulation Resistance	30000MΩmin
Reference Standard	JIS C 5101-13, JIS C 5101-1

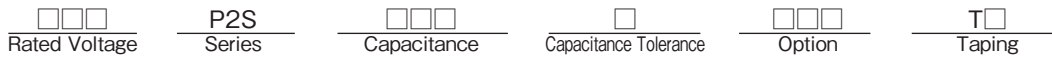
**DIMENSIONS**

(mm)



※Derate the voltage as shown in the "CAUTION FOR PROPER USE OF FILM CAPACITORS" when using the capacitor beyond 70°C.

**PART NUMBER**



**STANDARD SIZE**

□:Capacitance Tolerance \*\*:Taping

Rated Voltage	Cap(μF)	Dimensions (mm)						Typical Packaging Quantity (pcs)								Part No.
		A	B	C	F	*LS±0.5	d	Long Lead type		Taping Ammo Pack Type - Style						
								Bag	Carton	TV	—	—	—	—		
100 Vdc	0.00022	6.5	4.0	9.0	3.5±1.0	5.0	0.5	200	5,000	2,000	—	—	—	—	100P2S221□**	
	0.00027	6.5	4.0	9.0	3.5±1.0	5.0	0.5	200	5,000	2,000	—	—	—	—	100P2S271□**	
	0.00033	6.5	4.0	9.0	3.5±1.0	5.0	0.5	200	5,000	2,000	—	—	—	—	100P2S331□**	
	0.00039	6.5	4.0	9.0	3.5±1.0	5.0	0.5	200	5,000	2,000	—	—	—	—	100P2S391□**	
	0.00047	6.5	4.5	9.0	3.5±1.0	5.0	0.5	200	5,000	2,000	—	—	—	—	100P2S471□**	
	0.00056	6.5	4.0	9.0	3.5±1.0	5.0	0.5	200	5,000	2,000	—	—	—	—	100P2S561□**	
	0.00068	6.5	4.0	8.5	3.5±1.0	5.0	0.5	200	5,000	2,000	—	—	—	—	100P2S681□**	
	0.00082	6.5	4.0	8.5	3.5±1.0	5.0	0.5	200	5,000	2,000	—	—	—	—	100P2S821□**	
	0.001	6.5	4.0	8.5	3.5±1.0	5.0	0.5	200	5,000	2,000	—	—	—	—	100P2S102□**	
	0.0012	6.5	4.0	8.5	3.5±1.0	5.0	0.5	200	5,000	2,000	—	—	—	—	100P2S122□**	
	0.0015	7.0	4.0	8.5	3.5±1.0	5.0	0.5	200	5,000	2,000	—	—	—	—	100P2S152□**	
	0.0018	7.0	4.0	8.5	3.5±1.0	5.0	0.5	200	5,000	2,000	—	—	—	—	100P2S182□**	
	0.0022	7.0	4.0	8.5	3.5±1.0	5.0	0.5	200	5,000	2,000	—	—	—	—	100P2S222□**	
	0.0027	7.5	4.5	8.5	3.5±1.0	5.0	0.5	200	5,000	2,000	—	—	—	—	100P2S272□**	
	0.0033	7.5	4.0	8.5	3.5±1.0	5.0	0.5	200	5,000	2,000	—	—	—	—	100P2S332□**	
	0.0039	7.5	4.0	8.5	3.5±1.0	5.0	0.5	200	5,000	2,000	—	—	—	—	100P2S392□**	
	0.0047	7.5	4.0	8.5	3.5±1.0	5.0	0.5	200	5,000	2,000	—	—	—	—	100P2S472□**	
	0.0056	7.5	4.0	8.5	3.5±1.0	5.0	0.5	200	5,000	2,000	—	—	—	—	100P2S562□**	
	0.0068	7.5	5.0	9.5	3.5±1.0	5.0	0.5	200	5,000	2,000	—	—	—	—	100P2S682□**	
	0.0082	7.5	5.0	10.0	3.5±1.0	5.0	0.5	200	5,000	1,500	—	—	—	—	100P2S822□**	
	0.01	8.0	5.0	10.0	3.5±1.0	5.0	0.5	200	5,000	1,500	—	—	—	—	100P2S103□**	
	0.012	8.0	5.0	10.0	3.5±1.0	5.0	0.5	200	5,000	1,500	—	—	—	—	100P2S123□**	
	0.015	8.0	5.5	11.0	5.0±1.0	5.0	0.5	200	5,000	1,500	—	—	—	—	100P2S153□**	
	0.018	8.5	6.0	11.0	5.0±1.0	5.0	0.5	200	5,000	1,500	—	—	—	—	100P2S183□**	
0.022	9.0	6.5	13.5	5.0±1.0	5.0	0.5	200	4,000	1,500	—	—	—	—	100P2S223□**		
0.027	9.0	6.5	13.5	5.0±1.0	5.0	0.5	200	4,000	1,500	—	—	—	—	100P2S273□**		
0.033	9.5	7.0	14.0	5.0±1.0	5.0	0.5	200	4,000	—	—	—	—	—	100P2S333□**		
0.039	10.0	7.0	14.5	5.0±1.0	5.0	0.5	200	4,000	—	—	—	—	—	100P2S393□**		
0.047	11.0	7.0	16.0	7.5±1.5	5.0	0.5	200	3,000	—	—	—	—	—	100P2S473□**		
0.056	11.5	7.0	16.5	7.5±1.5	5.0	0.5	200	3,000	—	—	—	—	—	100P2S563□**		
0.068	12.0	8.0	16.5	7.5±1.5	5.0	0.5	200	3,000	—	—	—	—	—	100P2S683□**		
0.082	12.5	8.5	17.0	7.5±1.5	5.0	0.5	200	3,000	—	—	—	—	—	100P2S823□**		
0.1	12.5	9.5	17.0	7.5±1.5	5.0	0.5	200	1,000	—	—	—	—	—	100P2S104□**		

※LS:Please refer to Taping specification section.

◆ STANDARD SIZE

□:Capacitance Tolerance \*\*:Taping

Rated Voltage	Cap(μF)	Dimensions (mm)						Typical Packaging Quantity (pcs)								Part No.
								Long Lead type		Taping Ammo Pack Type - Style						
		A	B	C	F	*LS±0.5	d	Bag	Carton	TV	—	—	—	—		
250 Vdc	0.00022	6.5	4.0	9.0	3.5±1.0	5.0	0.5	200	5,000	1,500	—	—	—	—	250P2S221□**	
	0.00027	6.5	4.0	9.0	3.5±1.0	5.0	0.5	200	5,000	1,500	—	—	—	—	250P2S271□**	
	0.00033	6.5	4.0	9.0	3.5±1.0	5.0	0.5	200	5,000	1,500	—	—	—	—	250P2S331□**	
	0.00039	6.5	4.0	9.0	3.5±1.0	5.0	0.5	200	5,000	1,500	—	—	—	—	250P2S391□**	
	0.00047	6.5	4.5	9.0	3.5±1.0	5.0	0.5	200	5,000	1,500	—	—	—	—	250P2S471□**	
	0.00056	6.5	4.0	9.0	3.5±1.0	5.0	0.5	200	5,000	1,500	—	—	—	—	250P2S561□**	
	0.00068	6.5	4.0	8.5	3.5±1.0	5.0	0.5	200	5,000	1,500	—	—	—	—	250P2S681□**	
	0.00082	6.5	4.0	8.5	3.5±1.0	5.0	0.5	200	5,000	1,500	—	—	—	—	250P2S821□**	
	0.001	6.5	4.0	8.5	3.5±1.0	5.0	0.5	200	5,000	1,500	—	—	—	—	250P2S102□**	
	0.0012	6.5	4.0	8.5	3.5±1.0	5.0	0.5	200	5,000	1,500	—	—	—	—	250P2S122□**	
	0.0015	7.0	4.0	8.5	3.5±1.0	5.0	0.5	200	5,000	1,500	—	—	—	—	250P2S152□**	
	0.0018	7.0	4.0	8.5	3.5±1.0	5.0	0.5	200	5,000	1,500	—	—	—	—	250P2S182□**	
	0.0022	7.0	4.0	8.5	3.5±1.0	5.0	0.5	200	5,000	1,500	—	—	—	—	250P2S222□**	
	0.0027	7.5	4.5	8.5	3.5±1.0	5.0	0.5	200	5,000	1,500	—	—	—	—	250P2S272□**	
	0.0033	7.0	4.5	11.0	3.5±1.0	5.0	0.5	200	5,000	1,500	—	—	—	—	250P2S332□**	
	0.0039	7.0	4.0	11.0	3.5±1.0	5.0	0.5	200	5,000	1,500	—	—	—	—	250P2S392□**	
	0.0047	7.0	4.0	11.0	3.5±1.0	5.0	0.5	200	5,000	1,500	—	—	—	—	250P2S472□**	
	0.0056	7.0	4.5	11.0	3.5±1.0	5.0	0.5	200	5,000	1,500	—	—	—	—	250P2S562□**	
	0.0068	7.0	5.0	11.0	3.5±1.0	5.0	0.5	200	5,000	1,500	—	—	—	—	250P2S682□**	
	0.0082	8.0	5.0	11.0	3.5±1.0	5.0	0.5	200	5,000	1,500	—	—	—	—	250P2S822□**	
	0.01	8.0	5.0	11.5	5.0±1.0	5.0	0.5	200	5,000	1,500	—	—	—	—	250P2S103□**	
	0.012	9.0	5.5	12.0	5.0±1.0	5.0	0.5	200	4,000	1,000	—	—	—	—	250P2S123□**	
	0.015	9.0	6.0	13.5	5.0±1.0	5.0	0.5	200	4,000	1,000	—	—	—	—	250P2S153□**	
	0.018	9.5	6.5	14.5	5.0±1.0	5.0	0.5	200	4,000	1,000	—	—	—	—	250P2S183□**	
	0.022	10.0	6.5	14.5	5.0±1.0	5.0	0.5	200	3,000	1,000	—	—	—	—	250P2S223□**	
	0.027	10.5	7.0	14.5	5.0±1.0	5.0	0.5	100	3,000	1,000	—	—	—	—	250P2S273□**	
	0.033	11.5	7.0	17.0	7.5±1.5	5.0	0.5	100	3,000	—	—	—	—	—	250P2S333□**	
	0.039	11.5	7.0	17.0	7.5±1.5	5.0	0.5	100	3,000	—	—	—	—	—	250P2S393□**	
0.047	12.0	8.0	17.0	7.5±1.5	5.0	0.5	100	2,000	—	—	—	—	—	250P2S473□**		
0.056	12.5	8.0	18.0	7.5±1.5	5.0	0.5	100	2,000	—	—	—	—	—	250P2S563□**		
0.068	13.5	9.0	18.0	7.5±1.5	5.0	0.6	100	2,000	—	—	—	—	—	250P2S683□**		
0.082	13.5	9.0	18.0	7.5±1.5	5.0	0.6	100	1,000	—	—	—	—	—	250P2S823□**		
0.1	14.5	10.0	21.5	7.5±1.5	5.0	0.6	100	1,000	—	—	—	—	—	250P2S104□**		