

MMK SERIES

◆FEATURES

- Smaller version of MMW-HP series.
- For applications where high frequency, high current are required. (Switching power supply, lighting inverter, etc)
- Coated with flame-retardant (UL94 V-0) epoxy resin.
- RoHS compliance.

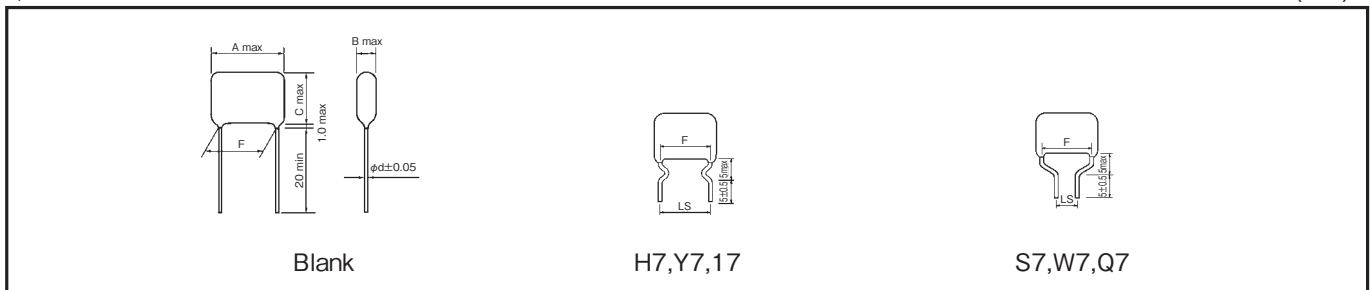


◆SPECIFICATIONS

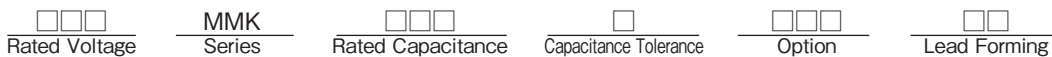
Category Temperature Range	-40°C~+105°C /Derate the voltage as shown in the "CAUTION FOR PROPER USE OF FILM CAPACITORS" when using the capacitor beyond 85°C.)
Rated Voltage (U _R)	100VDC, 450VDC, 630VDC
Capacitance Tolerance	±5%(J), ±10%(K)
tanδ	0.01max at 1kHz
Voltage Proof	U _R ×150% 60s
Insulation Resistance	C≤0.33μF:9000MΩmin C>0.33μF:3000ΩFmin
Reference Standard	JIS C 5101-2, JIS C 5101-1

◆OUTLINE

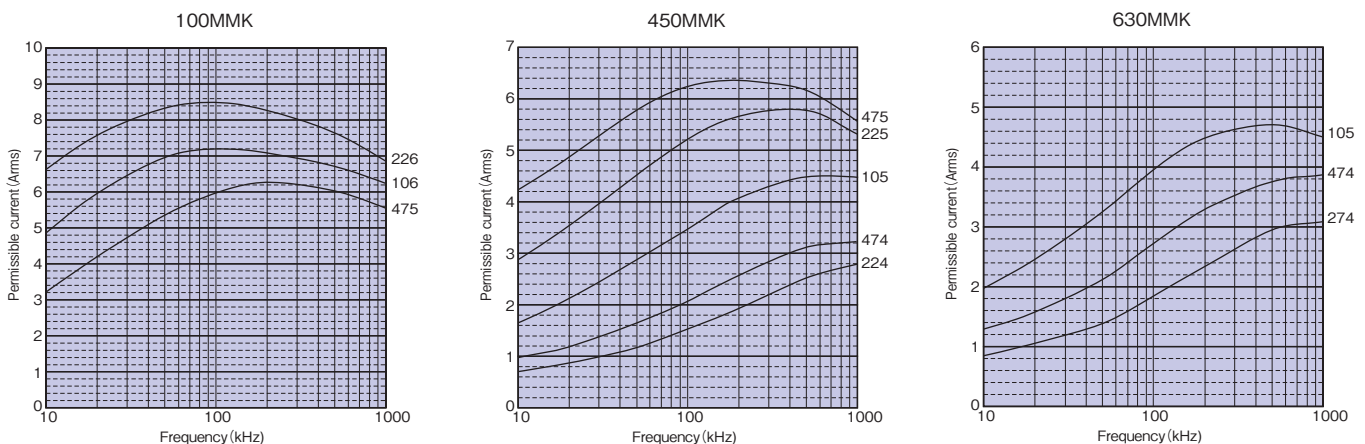
(mm)



◆PART NUMBER



◆PERMISSIBLE CURRENT FOR FREQUENCY



◆ STANDARD SIZE
 : Tolerance ** : Suffix

Rated Voltage	Cap(μF)	Dimensions (mm)						Typical Packaging Quantity (pcs)							Part No.	
								Long Lead type		Taping Ammo Pack Type - Style						
		A	B	C	F±1.0	LS±0.5	d	Bag	Carton	TC	TX, TH	TL, TJ	TN	TS		
100 VDC	4.7	19.0	11.5	22.5	15.0	7.5/10.0/15.0	1.0	200	1,000	—	—	—	—	—	100MMK475□**	
	5.6	19.0	12.5	23.5	15.0	7.5/10.0/15.0	1.0	200	800	—	—	—	—	—	100MMK565□**	
	6.8	19.0	14.0	25.0	15.0	7.5/10.0/15.0	1.0	100	800	—	—	—	—	—	100MMK685□**	
	8.2	19.0	15.5	26.5	15.0	7.5/10.0/15.0	1.0	100	800	—	—	—	—	—	100MMK825□**	
	10	19.0	17.0	29.0	15.0	7.5/10.0/15.0	1.0	100	500	—	—	—	—	—	100MMK106□**	
	12	26.5	14.5	26.0	22.5	22.5	1.0	100	500	—	—	—	—	—	100MMK126□**	
	15	26.5	16.5	28.0	22.5	22.5	1.0	100	400	—	—	—	—	—	100MMK156□**	
	18	26.5	17.5	30.0	22.5	22.5	1.0	100	300	—	—	—	—	—	100MMK186□**	
	22	26.5	20.5	32.0	22.5	22.5	1.0	100	300	—	—	—	—	—	100MMK226□**	
450 VDC	0.18	13.0	7.0	14.0	10.0	5.0/7.5/10.0	0.8	100	3,000	—	—	—	—	—	450MMK184□**	
	0.22	13.0	8.0	16.0	10.0	5.0/7.5/10.0	0.8	100	2,000	—	—	—	—	—	450MMK224□**	
	0.27	13.0	8.0	17.5	10.0	5.0/7.5/10.0	0.8	100	2,000	—	—	—	—	—	450MMK274□**	
	0.33	13.0	8.5	18.5	10.0	5.0/7.5/10.0	0.8	100	2,000	—	—	—	—	—	450MMK334□**	
	0.39	13.0	9.0	19.0	10.0	5.0/7.5/10.0	0.8	100	1,500	—	—	—	—	—	450MMK394□**	
	0.47	13.0	10.5	20.0	10.0	5.0/7.5/10.0	0.8	50	1,500	—	—	—	—	—	450MMK474□**	
	0.56	13.0	11.0	20.5	10.0	5.0/7.5/10.0	0.8	200	1,000	—	—	—	—	—	450MMK564□**	
	0.68	13.0	12.0	22.5	10.0	5.0/7.5/10.0	0.8	200	1,000	—	—	—	—	—	450MMK684□**	
	0.82	13.0	13.0	23.5	10.0	5.0/7.5/10.0	0.8	200	1,000	—	—	—	—	—	450MMK824□**	
	1	13.0	15.0	25.0	10.0	7.5/10.0	1.0	200	800	—	—	—	—	—	450MMK105□**	
		1.2	13.0	15.5	26.5	10.0	7.5/10.0	1.0	100	500	—	—	—	—	—	450MMK125□**
		1.5	18.0	13.5	23.5	15.0	7.5/10.0/15.0	1.0	100	500	—	—	—	—	—	450MMK155□**
		1.8	18.0	15.0	25.0	15.0	7.5/10.0/15.0	1.0	100	500	—	—	—	—	—	450MMK185□**
		2.2	18.0	17.0	27.0	15.0	7.5/10.0/15.0	1.0	100	500	—	—	—	—	—	450MMK225□**
		2.7	23.0	15.5	26.0	20.0	20.0	1.0	100	400	—	—	—	—	—	450MMK275□**
	3.3	23.0	17.0	27.5	20.0	20.0	1.0	50	400	—	—	—	—	—	450MMK335□**	
	3.9	23.0	19.0	29.0	20.0	20.0	1.0	50	400	—	—	—	—	—	450MMK395□**	
	4.7	23.0	20.5	31.0	20.0	20.0	1.0	50	300	—	—	—	—	—	450MMK475□**	
630 VDC	0.27	18.0	9.5	19.5	15.0	7.5/10.0/15.0	0.8	200	1,000	—	—	—	—	—	630MMK274□**	
	0.33	18.0	10.5	20.5	15.0	7.5/10.0/15.0	0.8	200	1,000	—	—	—	—	—	630MMK334□**	
	0.39	18.0	11.0	21.0	15.0	7.5/10.0/15.0	0.8	200	1,000	—	—	—	—	—	630MMK394□**	
	0.47	18.0	12.0	22.0	15.0	7.5/10.0/15.0	1.0	200	800	—	—	—	—	—	630MMK474□**	
	0.56	18.0	13.5	23.5	15.0	7.5/10.0/15.0	1.0	100	500	—	—	—	—	—	630MMK564□**	
	0.68	18.0	14.5	24.5	15.0	7.5/10.0/15.0	1.0	100	500	—	—	—	—	—	630MMK684□**	
	0.82	18.0	16.0	26.0	15.0	7.5/10.0/15.0	1.0	100	500	—	—	—	—	—	630MMK824□**	
	1	18.0	17.5	28.0	15.0	7.5/10.0/15.0	1.0	100	500	—	—	—	—	—	630MMK105□**	