

MMH SERIES

Previous Series



◆FEATURES

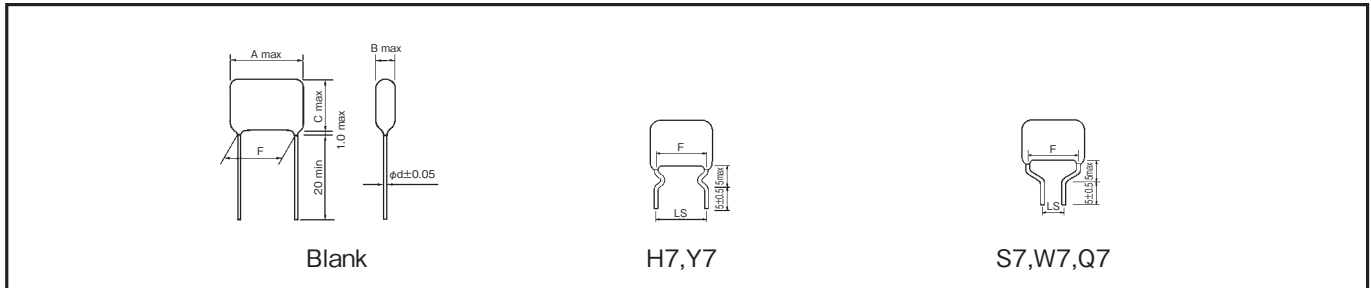
- Small and high current.
- Reliability is excellent because these capacitors provide self-healing and the construction of safety protection.
- Coated with flame-retardant (UL94 V-0) epoxy resin.
- Ideal for active filter circuit, etc.
- RoHS compliance.

◆SPECIFICATIONS

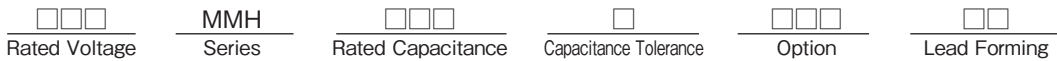
Category Temperature Range	-40°C~+105°C /Derate the voltage as shown in the "CAUTION FOR PROPER USE OF FILM CAPACITORS" when using the capacitor beyond 85°C.)
Rated Voltage (U _R)	450VDC,500VDC
Capacitance Tolerance	±5%(J), ±10%(K)
tanδ	0.01max at 1kHz
Voltage Proof	U _R ×150% 60s
Insulation Resistance	C≤0.33μF:15000Ωmin C>0.33μF:5000ΩFmin
Reference Standard	JIS C 5101-2, JIS C 5101-1

◆OUTLINE

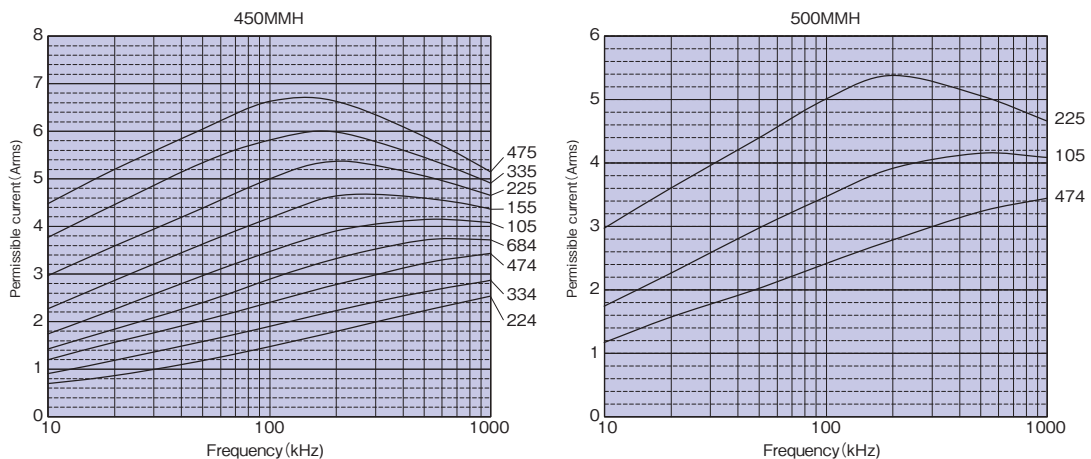
(mm)



◆PART NUMBER



◆PERMISSIBLE CURRENT FOR FREQUENCY



◆ STANDARD SIZE
 : Tolerance ** : Suffix

Rated Voltage	Cap(μF)	Dimensions (mm)						Typical Packaging Quantity (pcs)								Part No.
								Long Lead type		Taping Ammo Pack Type - Style						
		A	B	C	F±1.0	LS±0.5	d	Bag	Carton	TC	TX,TH	TL,TJ	TN	TS		
450 VDC	0.18	13.0	6.5	12.0	10.0	5.0/7.5/10.0	0.8	200	4,000	—	—	—	—	—	450MMH184 <input type="checkbox"/> **	
	0.22	13.0	6.5	11.5	10.0	5.0/7.5/10.0	0.8	200	4,000	—	—	—	—	—	450MMH224 <input type="checkbox"/> **	
	0.27	13.0	6.5	13.5	10.0	5.0/7.5/10.0	0.8	100	3,000	—	—	—	—	—	450MMH274 <input type="checkbox"/> **	
	0.33	13.0	7.0	14.0	10.0	5.0/7.5/10.0	0.8	100	2,000	—	—	—	—	—	450MMH334 <input type="checkbox"/> **	
	0.39	13.0	8.0	15.0	10.0	5.0/7.5/10.0	0.8	100	2,000	—	—	—	—	—	450MMH394 <input type="checkbox"/> **	
	0.47	13.0	9.0	16.0	10.0	5.0/7.5/10.0	0.8	100	2,000	—	—	—	—	—	450MMH474 <input type="checkbox"/> **	
	0.56	13.0	10.0	17.0	10.0	5.0/7.5/10.0	0.8	100	2,000	—	—	—	—	—	450MMH564 <input type="checkbox"/> **	
	0.68	13.0	11.0	17.5	10.0	5.0/7.5/10.0	0.8	100	1,000	—	—	—	—	—	450MMH684 <input type="checkbox"/> **	
	0.82	13.0	12.0	18.5	10.0	5.0/7.5/10.0	0.8	200	1,000	—	—	—	—	—	450MMH824 <input type="checkbox"/> **	
	1	13.0	13.0	19.5	10.0	7.5/10.0	1.0	200	1,000	—	—	—	—	—	450MMH105 <input type="checkbox"/> **	
	1.2	13.0	14.5	21.5	10.0	7.5/10.0	1.0	200	1,000	—	—	—	—	—	450MMH125 <input type="checkbox"/> **	
	1.5	18.0	11.5	19.5	15.0	7.5/10.0/15.0	1.0	200	1,000	—	—	—	—	—	450MMH155 <input type="checkbox"/> **	
	1.8	18.0	12.5	21.5	15.0	7.5/10.0/15.0	1.0	200	800	—	—	—	—	—	450MMH185 <input type="checkbox"/> **	
	2.2	18.0	14.0	22.5	15.0	7.5/10.0/15.0	1.0	200	800	—	—	—	—	—	450MMH225 <input type="checkbox"/> **	
	500 VDC	0.47	13.0	10.5	19.0	10.0	5.0/7.5/10.0	0.8	200	1,000	—	—	—	—	—	500MMH474 <input type="checkbox"/> **
0.56		13.0	11.0	21.0	10.0	5.0/7.5/10.0	0.8	200	1,000	—	—	—	—	—	500MMH564 <input type="checkbox"/> **	
0.68		13.0	12.0	22.5	10.0	5.0/7.5/10.0	0.8	200	1,000	—	—	—	—	—	500MMH684 <input type="checkbox"/> **	
0.82		13.0	13.0	23.5	10.0	5.0/7.5/10.0	0.8	200	1,000	—	—	—	—	—	500MMH824 <input type="checkbox"/> **	
1		13.0	15.0	25.0	10.0	7.5/10.0	1.0	200	800	—	—	—	—	—	500MMH105 <input type="checkbox"/> **	
1.2		13.0	16.0	25.5	10.0	7.5/10.0	1.0	200	800	—	—	—	—	—	500MMH125 <input type="checkbox"/> **	
1.5		18.0	13.5	23.5	15.0	7.5/10.0/15.0	1.0	200	800	—	—	—	—	—	500MMH155 <input type="checkbox"/> **	
1.8		18.0	15.0	25.0	15.0	7.5/10.0/15.0	1.0	100	500	—	—	—	—	—	500MMH185 <input type="checkbox"/> **	
2.2	18.0	17.0	26.0	15.0	7.5/10.0/15.0	1.0	100	500	—	—	—	—	—	500MMH225 <input type="checkbox"/> **		