


MPH series

低損失 低ESR品 Low D.F, Low ESR

- ・縦長形状で小形化、低ESR化したシリーズです。  
Miniaturized and Low ESR with vertically long shape.
- ・コンデンサから発生するうなり音を低減しました。 Low buzz.
- ・外装に難燃性 (UL94 V-0) のエポキシ樹脂を使用していますので、安全性に優れています。  
Coated with flame-retardant (UL94 V-0) epoxy resin.



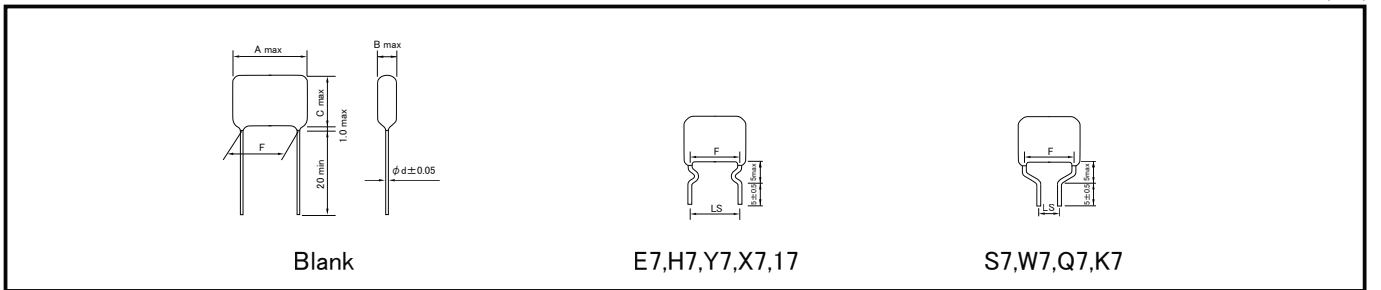
◆規格表/SPECIFICATION

項目 Item	特性 Characteristics
カテゴリ温度範囲 Category Temperature Range	-40~+105°C
定格電圧範囲 Rated Voltage Range(U <sub>R</sub> )	100Vdc, 250Vdc, 450Vdc, 630Vdc, 800Vdc
静電容量許容差 Capacitance Tolerance	±3%(H), ±5%(J), ±10%(K)
誘電正接 tan δ	0.001max at 1kHz
耐電圧 Voltage Proof	U <sub>R</sub> × 150% 60s
絶縁抵抗 Insulation Resistance	C ≤ 0.33 μF: 25000M Ω min C > 0.33 μF: 7500 Ω Fmin
準拠規格 Reference Standard	JIS C 5101-16, JIS C 5101-1

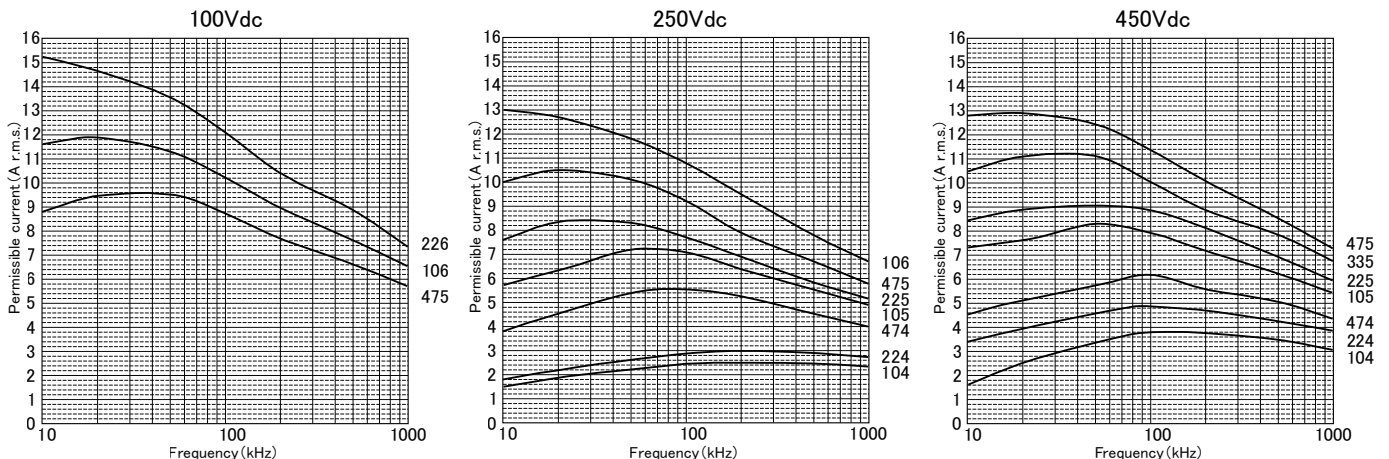
◆呼称方法/PART NUMBER



◆寸法図/DIMENSIONS



◆周波数に対する許容電流/PERMISSIBLE CURRENT FOR FREQUENCY

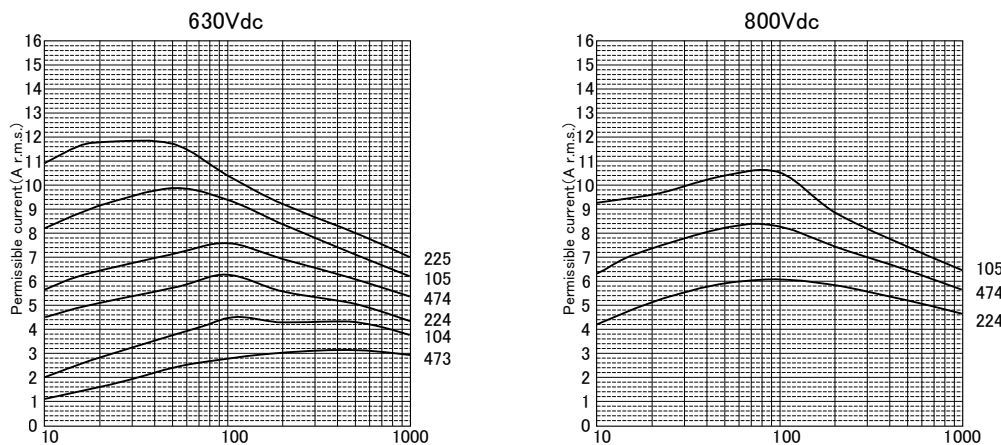


◆標準品一覧表/STANDARD SIZE

□: 静電容量許容差記号/Capacitance Tolerance    \*\*: リード加工記号/Lead Forming

定格電圧 Rated Voltage (Vdc)	静電容量 Capacitance ( $\mu$ F)	寸法 Dimensions (mm)						標準梱包数/Typical Packaging Quantity (pcs)							品番 Part No
		A	B	C	F $\pm$ 1.0	LS $\pm$ 0.5	d	ロングリード品 Long Lead type		テーピング(つづら)品 - 形状別 Taping Ammo Pack Type - Style					
								Bag	Carton	TC	TX,TH	TL,TJ	TN	TS	
100	4.7	18.5	13.5	24.0	15.0	7.5/10.0/15.0	1.0	100	500	-	-	-	-	-	100MPH475□**
	5.6	18.5	14.5	25.0	15.0	7.5/10.0/15.0	1.0	100	500	-	-	-	-	-	100MPH565□**
	6.8	18.5	16.0	26.5	15.0	7.5/10.0/15.0	1.0	100	500	-	-	-	-	-	100MPH685□**
	8.2	18.5	18.0	28.0	15.0	7.5/10.0/15.0	1.0	100	500	-	-	-	-	-	100MPH825□**
	10	18.5	20.0	30.0	15.0	7.5/10.0/15.0	1.0	100	400	-	-	-	-	-	100MPH106□**
	12	26.5	17.0	27.5	22.5	15.0/22.5	1.0	100	300	-	-	-	-	-	100MPH126□**
	15	26.5	19.0	29.5	22.5	15.0/22.5	1.0	100	300	-	-	-	-	-	100MPH156□**
	18	26.5	21.0	31.5	22.5	15.0/22.5	1.0	50	200	-	-	-	-	-	100MPH186□**
	22	26.5	23.5	34.0	22.5	15.0/22.5	1.0	50	200	-	-	-	-	-	100MPH226□**
250	0.1	10.5	7.0	13.5	7.5	5.0/7.5	0.6	100	3,000	-	-	-	-	-	250MPH104□**
	0.12	10.5	8.0	14.0	7.5	5.0/7.5	0.6	100	2,000	-	-	-	-	-	250MPH124□**
	0.15	10.5	8.5	15.0	7.5	5.0/7.5	0.6	100	2,000	-	-	-	-	-	250MPH154□**
	0.18	10.5	9.0	15.5	7.5	5.0/7.5	0.6	100	2,000	-	-	-	-	-	250MPH184□**
	0.22	10.5	8.5	14.5	7.5	5.0/7.5	0.6	100	2,000	-	-	-	-	-	250MPH224□**
	0.27	10.5	8.5	16.5	7.5	5.0/7.5	0.6	100	2,000	-	-	-	-	-	250MPH274□**
	0.33	10.5	9.0	17.0	7.5	5.0/7.5	0.6	100	1,000	-	-	-	-	-	250MPH334□**
	0.39	13.0	8.0	16.0	10.0	5.0/7.5/10.0	0.6	100	2,000	-	-	-	-	-	250MPH394□**
	0.47	13.0	9.0	17.0	10.0	5.0/7.5/10.0	0.8	100	1,000	-	-	-	-	-	250MPH474□**
	0.56	13.0	10.0	18.0	10.0	5.0/7.5/10.0	0.8	200	1,000	-	-	-	-	-	250MPH564□**
	0.68	13.0	11.0	19.0	10.0	5.0/7.5/10.0	0.8	200	1,000	-	-	-	-	-	250MPH684□**
	0.82	13.0	12.0	20.0	10.0	5.0/7.5/10.0	0.8	200	1,000	-	-	-	-	-	250MPH824□**
	1	13.0	13.0	21.0	10.0	5.0/7.5/10.0	0.8	200	1,000	-	-	-	-	-	250MPH105□**
	1.2	13.0	14.5	22.0	10.0	5.0/7.5/10.0	0.8	200	800	-	-	-	-	-	250MPH125□**
	1.5	13.0	15.0	24.0	10.0	5.0/7.5/10.0	0.8	200	800	-	-	-	-	-	250MPH155□**
	1.8	18.5	13.0	20.5	15.0	7.5/10.0/15.0	0.8	200	800	-	-	-	-	-	250MPH185□**
	2.2	18.5	14.0	21.5	15.0	7.5/10.0/15.0	0.8	100	500	-	-	-	-	-	250MPH225□**
	2.7	18.5	16.0	23.5	15.0	7.5/10.0/15.0	1.0	100	500	-	-	-	-	-	250MPH275□**
	3.3	18.5	17.0	26.5	15.0	7.5/10.0/15.0	1.0	100	500	-	-	-	-	-	250MPH335□**
	3.9	18.5	18.5	28.0	15.0	7.5/10.0/15.0	1.0	100	500	-	-	-	-	-	250MPH395□**
4.7	18.5	20.5	29.5	15.0	7.5/10.0/15.0	1.0	100	500	-	-	-	-	-	250MPH475□**	
5.6	23.5	18.5	28.0	20.0	20.0	1.0	100	400	-	-	-	-	-	250MPH565□**	
6.8	23.5	19.5	30.0	20.0	20.0	1.0	100	300	-	-	-	-	-	250MPH685□**	
8.2	23.5	22.0	32.5	20.0	20.0	1.0	100	300	-	-	-	-	-	250MPH825□**	
10	23.5	24.5	33.5	20.0	20.0	1.0	100	300	-	-	-	-	-	250MPH106□**	

◆周波数に対する許容電流/PERMISSIBLE CURRENT FOR FREQUENCY



◆標準品一覧表/STANDARD SIZE

□: 静電容量許容差記号/Capacitance Tolerance    \*\*: リード加工記号/Lead Forming

定格電圧 Rated Voltage (Vdc)	静電容量 Capacitance ( $\mu$ F)	寸法 Dimensions (mm)						標準梱包数/Typical Packaging Quantity (pcs)							品番 Part No
		A	B	C	F $\pm$ 1.0	LS $\pm$ 0.5	d	ロングリード品 Long Lead type		テーピング(つづら)品 - 形状別 Taping Ammo Pack Type - Style					
								Bag	Carton	TC	TX,TH	TL,TJ	TN	TS	
450	0.1	10.5	8.5	14.5	7.5	5.0/7.5	0.8	100	2,000	-	-	-	-	-	450MPH104□**
	0.12	10.5	9.5	15.5	7.5	5.0/7.5	0.8	100	2,000	-	-	-	-	-	450MPH124□**
	0.15	13.0	8.5	14.5	10.0	5.0/7.5/10.0	0.8	100	2,000	-	-	-	-	-	450MPH154□**
	0.18	13.0	9.0	15.0	10.0	5.0/7.5/10.0	0.8	100	2,000	-	-	-	-	-	450MPH184□**
	0.22	13.0	9.5	16.0	10.0	5.0/7.5/10.0	0.8	100	1,000	-	-	-	-	-	450MPH224□**
	0.27	13.0	10.5	18.0	10.0	5.0/7.5/10.0	0.8	200	1,000	-	-	-	-	-	450MPH274□**
	0.33	13.0	11.5	19.0	10.0	5.0/7.5/10.0	0.8	200	1,000	-	-	-	-	-	450MPH334□**
	0.39	13.0	12.5	19.5	10.0	5.0/7.5/10.0	0.8	200	1,000	-	-	-	-	-	450MPH394□**
	0.47	13.0	13.5	21.0	10.0	5.0/7.5/10.0	0.8	200	1,000	-	-	-	-	-	450MPH474□**
	0.56	18.5	11.0	18.5	15.0	7.5/10.0/15.0	0.8	200	1,000	-	-	-	-	-	450MPH564□**
	0.68	18.5	12.5	19.5	15.0	7.5/10.0/15.0	0.8	200	800	-	-	-	-	-	450MPH684□**
	0.82	18.5	13.5	20.5	15.0	7.5/10.0/15.0	0.8	200	800	-	-	-	-	-	450MPH824□**
	1	18.5	15.0	22.0	15.0	7.5/10.0/15.0	1.0	100	500	-	-	-	-	-	450MPH105□**
	1.2	18.5	15.5	24.0	15.0	7.5/10.0/15.0	1.0	100	500	-	-	-	-	-	450MPH125□**
	1.5	18.5	17.5	26.0	15.0	7.5/10.0/15.0	1.0	100	500	-	-	-	-	-	450MPH155□**
	1.8	18.5	19.0	27.5	15.0	7.5/10.0/15.0	1.0	100	500	-	-	-	-	-	450MPH185□**
	2.2	18.5	21.0	30.5	15.0	7.5/10.0/15.0	1.0	100	400	-	-	-	-	-	450MPH225□**
	2.7	23.5	19.0	29.0	20.0	20.0	1.0	100	400	-	-	-	-	-	450MPH275□**
3.3	23.5	21.0	32.0	20.0	20.0	1.0	100	300	-	-	-	-	-	450MPH335□**	
3.9	23.5	23.0	34.0	20.0	20.0	1.0	100	300	-	-	-	-	-	450MPH395□**	
4.7	23.5	25.0	36.0	20.0	20.0	1.0	50	200	-	-	-	-	-	450MPH475□**	
630	0.047	13.0	8.5	14.0	10.0	5.0/7.5/10.0	0.8	100	2,000	-	-	-	-	-	630MPH473□**
	0.056	13.0	9.0	15.0	10.0	5.0/7.5/10.0	0.8	100	2,000	-	-	-	-	-	630MPH563□**
	0.068	13.0	10.0	15.5	10.0	5.0/7.5/10.0	0.8	100	1,000	-	-	-	-	-	630MPH683□**
	0.082	13.0	10.5	16.5	10.0	5.0/7.5/10.0	0.8	100	1,000	-	-	-	-	-	630MPH823□**
	0.1	13.0	11.0	17.0	10.0	5.0/7.5/10.0	0.8	200	1,000	-	-	-	-	-	630MPH104□**
	0.12	13.0	12.0	17.5	10.0	5.0/7.5/10.0	0.8	200	1,000	-	-	-	-	-	630MPH124□**
	0.15	13.0	13.0	19.0	10.0	5.0/7.5/10.0	0.8	200	1,000	-	-	-	-	-	630MPH154□**
	0.18	13.0	14.5	20.0	10.0	5.0/7.5/10.0	0.8	200	1,000	-	-	-	-	-	630MPH184□**
	0.22	13.0	15.5	21.0	10.0	5.0/7.5/10.0	0.8	200	800	-	-	-	-	-	630MPH224□**
	0.27	18.5	12.0	19.5	15.0	7.5/10.0/15.0	0.8	200	800	-	-	-	-	-	630MPH274□**
	0.33	18.5	13.5	20.5	15.0	7.5/10.0/15.0	0.8	200	800	-	-	-	-	-	630MPH334□**
	0.39	18.5	14.5	22.0	15.0	7.5/10.0/15.0	0.8	100	500	-	-	-	-	-	630MPH394□**
	0.47	18.5	16.0	23.0	15.0	7.5/10.0/15.0	1.0	100	500	-	-	-	-	-	630MPH474□**
	0.56	18.5	17.0	24.5	15.0	7.5/10.0/15.0	1.0	100	500	-	-	-	-	-	630MPH564□**
	0.68	18.5	18.0	27.0	15.0	7.5/10.0/15.0	1.0	100	500	-	-	-	-	-	630MPH684□**
	0.82	18.5	20.0	29.0	15.0	7.5/10.0/15.0	1.0	100	500	-	-	-	-	-	630MPH824□**
	1	18.5	21.5	32.0	15.0	7.5/10.0/15.0	1.0	100	400	-	-	-	-	-	630MPH105□**
	1.2	23.5	19.5	30.0	20.0	20.0	1.0	100	400	-	-	-	-	-	630MPH125□**
1.5	23.5	22.0	33.0	20.0	20.0	1.0	100	300	-	-	-	-	-	630MPH155□**	
1.8	23.5	24.0	34.0	20.0	20.0	1.0	50	200	-	-	-	-	-	630MPH185□**	
2.2	23.5	26.5	37.0	20.0	20.0	1.0	50	200	-	-	-	-	-	630MPH225□**	
800	0.22	18.5	15.5	23.0	15.0	7.5/10.0/15.0	1.0	100	500	-	-	-	-	-	800MPH224□**
	0.27	18.5	17.0	24.5	15.0	7.5/10.0/15.0	1.0	100	500	-	-	-	-	-	800MPH274□**
	0.33	18.5	19.0	26.5	15.0	7.5/10.0/15.0	1.0	100	500	-	-	-	-	-	800MPH334□**
	0.39	18.5	20.5	28.0	15.0	7.5/10.0/15.0	1.0	100	500	-	-	-	-	-	800MPH394□**
	0.47	18.5	21.5	30.5	15.0	7.5/10.0/15.0	1.0	100	400	-	-	-	-	-	800MPH474□**
	0.56	18.5	23.5	32.5	15.0	7.5/10.0/15.0	1.0	100	300	-	-	-	-	-	800MPH564□**
	0.68	26.5	19.5	28.5	22.5	15.0/22.5	1.0	50	200	-	-	-	-	-	800MPH684□**
	0.82	26.5	22.0	31.0	22.5	15.0/22.5	1.0	50	200	-	-	-	-	-	800MPH824□**
1	26.5	24.5	33.0	22.5	15.0/22.5	1.0	50	200	-	-	-	-	-	800MPH105□**	