

MPN series

超小形化品 Ultra Miniaturized

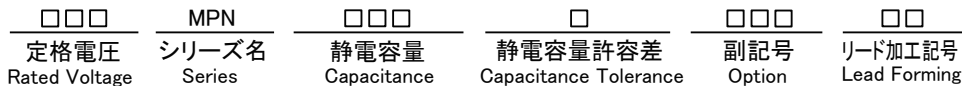
- ・内部保安機構付きで安全性を高めています。
Safety construction.
- ・外装に難燃性 (UL94 V-0) のエポキシ樹脂を使用していますので、
安全性に優れています。
Coated with flame-retardant (UL94 V-0) epoxy resin.



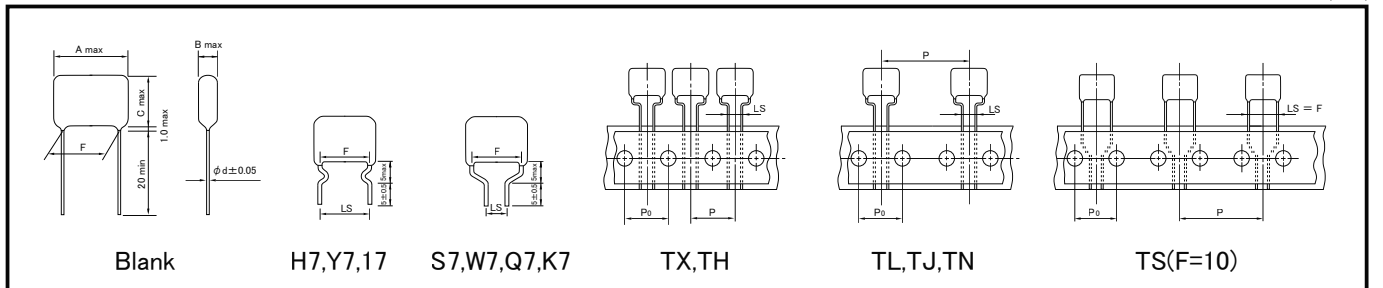
◆規格表 / SPECIFICATION

項目 Item	特性 Characteristics
カテゴリ温度範囲 Category Temperature Range	-40 ~ +85°C
定格電圧範囲 Rated Voltage Range (U _R)	450Vdc, 630Vdc
静電容量許容差 Capacitance Tolerance	±5%(J), ±10%(K)
誘電正接 tan δ	0.001max at 1kHz
耐電圧 Voltage Proof	U _R × 150% 60s
絶縁抵抗 Insulation Resistance	C ≤ 0.33 μF: 25000M Ω min C > 0.33 μF: 7500 Ω Fmin
準拠規格 Reference Standard	JIS C 5101-16, JIS C 5101-1

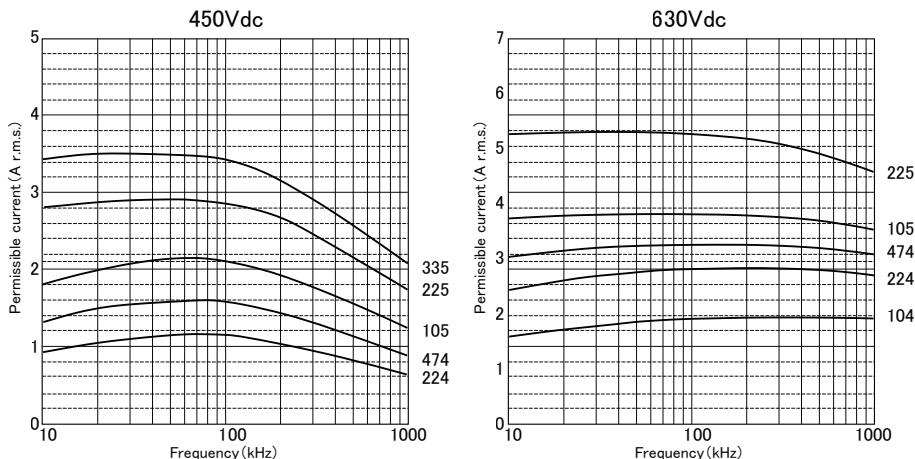
◆呼称方法 / PART NUMBER



◆寸法図 / DIMENSIONS



◆周波数に対する許容電流 / PERMISSIBLE CURRENT FOR FREQUENCY



◆標準品一覧表/STANDARD SIZE

□: 静電容量許容差記号/Capacitance Tolerance **: リード加工記号/Lead Forming

定格電圧 Rated Voltage (Vdc)	静電容量 Capacitance (μ F)	寸法 Dimensions (mm)						標準梱包数/Typical Packaging Quantity (pcs)							品番 Part No
		A	B	C	F \pm 1.0	LS \pm 0.5	d	ロングリード品 Long Lead type		テーピング(つづら)品 - 形状別 Taping Ammo Pack Type - Style					
								Bag	Carton	TC	TX,TH	TL,TJ	TN	TS	
450	0.22	13.5	6.5	11.0	10.0	5.0/7.5/10.0	0.6	200	3,000	-	500	500	-	500	450MPN224□**
	0.27	13.5	7.0	11.5	10.0	5.0/7.5/10.0	0.6	100	3,000	-	500	500	-	500	450MPN274□**
	0.33	13.5	7.5	12.5	10.0	5.0/7.5/10.0	0.6	100	2,000	-	500	400	-	400	450MPN334□**
	0.39	13.5	8.0	13.5	10.0	5.0/7.5/10.0	0.6	100	2,000	-	500	400	-	400	450MPN394□**
	0.47	13.5	8.0	15.0	10.0	5.0/7.5/10.0	0.6	100	2,000	-	500	400	-	400	450MPN474□**
	0.56	18.5	6.5	11.0	15.0	5.0/7.5/10.0/15.0	0.6	100	2,000	-	-	500	400	-	450MPN564□**
	0.68	18.5	7.0	11.5	15.0	5.0/7.5/10.0/15.0	0.6	100	2,000	-	-	500	400	-	450MPN684□**
	0.82	18.5	7.5	12.0	15.0	5.0/7.5/10.0/15.0	0.8	100	2,000	-	-	400	400	-	450MPN824□**
	1	18.5	8.0	12.5	15.0	5.0/7.5/10.0/15.0	0.8	100	2,000	-	-	400	300	-	450MPN105□**
	1.2	18.5	9.0	13.0	15.0	5.0/7.5/10.0/15.0	0.8	100	1,000	-	-	400	300	-	450MPN125□**
	1.5	18.5	10.0	13.5	15.0	5.0/7.5/10.0/15.0	0.8	100	1,000	-	-	-	-	-	450MPN155□**
	1.8	18.5	10.5	14.5	15.0	5.0/7.5/10.0/15.0	0.8	200	1,000	-	-	-	-	-	450MPN185□**
	2.2	18.5	11.0	16.0	15.0	5.0/7.5/10.0/15.0	0.8	200	1,000	-	-	-	-	-	450MPN225□**
	2.7	18.5	12.0	17.0	15.0	5.0/7.5/10.0/15.0	0.8	200	1,000	-	-	-	-	-	450MPN275□**
	3.3	18.5	13.0	18.0	15.0	5.0/7.5/10.0/15.0	0.8	200	800	-	-	-	-	-	450MPN335□**
3.9	18.5	14.0	19.5	15.0	5.0/7.5/10.0/15.0	0.8	200	800	-	-	-	-	-	450MPN395□**	
4.7	18.5	15.5	21.0	15.0	5.0/7.5/10.0/15.0	0.8	100	500	-	-	-	-	-	450MPN475□**	
630	0.1	13.5	6.5	12.0	10.0	5.0/7.5/10.0	0.6	100	3,000	-	500	500	-	500	630MPN104□**
	0.12	13.5	7.0	12.5	10.0	5.0/7.5/10.0	0.6	100	2,000	-	500	500	-	500	630MPN124□**
	0.15	13.5	7.5	14.0	10.0	5.0/7.5/10.0	0.6	100	2,000	-	500	400	-	400	630MPN154□**
	0.18	13.5	8.0	14.5	10.0	5.0/7.5/10.0	0.6	100	2,000	-	500	400	-	400	630MPN184□**
	0.22	13.5	8.5	15.5	10.0	5.0/7.5/10.0	0.8	100	2,000	-	500	400	-	400	630MPN224□**
	0.27	18.0	7.0	14.0	15.0	5.0/7.5/10.0/15.0	0.8	100	2,000	-	-	500	400	-	630MPN274□**
	0.33	18.0	7.5	14.5	15.0	5.0/7.5/10.0/15.0	0.8	100	2,000	-	-	400	400	-	630MPN334□**
	0.39	18.0	8.5	15.0	15.0	5.0/7.5/10.0/15.0	0.8	100	1,000	-	-	400	300	-	630MPN394□**
	0.47	18.0	9.0	16.0	15.0	5.0/7.5/10.0/15.0	0.8	100	1,000	-	-	-	-	-	630MPN474□**
	0.56	18.0	9.0	17.5	15.0	5.0/7.5/10.0/15.0	0.8	200	1,000	-	-	-	-	-	630MPN564□**
	0.68	18.0	10.0	18.5	15.0	5.0/7.5/10.0/15.0	0.8	200	1,000	-	-	-	-	-	630MPN684□**
	0.82	25.5	8.5	17.0	22.5	15.0/22.5	0.8	200	1,000	-	-	-	-	-	630MPN824□**
	1	25.5	9.5	18.0	22.5	15.0/22.5	0.8	200	800	-	-	-	-	-	630MPN105□**
	1.2	25.5	10.5	19.0	22.5	15.0/22.5	0.8	200	800	-	-	-	-	-	630MPN125□**
	1.5	25.5	11.5	20.0	22.5	15.0/22.5	0.8	100	500	-	-	-	-	-	630MPN155□**
1.8	25.5	12.5	21.0	22.5	15.0/22.5	0.8	100	500	-	-	-	-	-	630MPN185□**	
2.2	25.5	14.0	22.5	22.5	15.0/22.5	0.8	100	500	-	-	-	-	-	630MPN225□**	